

(1)(a)

Statement showing Shareholding Pattern

Name of the Company: **PATSPIN INDIA LIMITED**


Scrip Code : 514326

Name of the scrip : PATSPIN

Class of security: EQUITY


Quarter ended: **30TH JUNE, 2015**

Partly paid-up shares:-	No. of partly paid-up shares	As a % of total no. of partly paid-up Shares	As a % of total no. of shares of the company
Held by promoter/promoter group	NA	NA	NA
Held by public	NA	NA	NA
Total			
Outstanding convertible securities:-	No. of outstanding securities	As a % of total no. of outstanding convertible securities	As a % of total no. of shares of the company, assuming full conversion of the securities
Held by promoter/promoter group	NA	NA	NA
Held by public	NA	NA	NA
Total			
Warrants:-	No. of warrants	As a % of total no. of warrants	As a % of total no. of shares of the company, assuming full conversion of Warrants *
Held by promoter/promoter group	NA	NA	NA
Held by public	NA	NA	NA
Total			
Total paid-up capital of the company, assuming full conversion of warrants and convertible securities			
30920000 Equity Shares of Rs. 10/-each aggregating Rs.3092 lakhs			



(1)(a) Statement showing Shareholding Pattern


Name of the Company: PATSPIN INDIA LIMITED			
Scrip Code	: PATSPINLTD		
Name of the scrip	: PATSPIN INDIA LIMITED		
class of security:	: EQUITY		
Quarter ended: 30TH JUNE, 2015			
Partly paid-up shares:-	No. of partly paid-up shares	As a % of total no. of partly paid-up Shares	As a % of total no. of shares of the company
Held by promoter/promoter group	NA	NA	NA
Held by public	NA	NA	NA
Total			
Outstanding convertible securities:-	No. of outstanding securities	As a % of total no. of outstanding convertible securities	As a % of total no. of shares of the company, assuming full conversion of the securities
Held by promoter/promoter group	NA	NA	NA
Held by public	NA	NA	NA
Total			
Warrants:-	No. of warrants	As a % of total no. of warrants	As a % of total no. of shares of the company, assuming full conversion of Warrants
Held by promoter/promoter group	NA	NA	NA
Held by public	NA	NA	NA
Total			
Total paid-up capital of the company, assuming full conversion of warrants and convertible securities			
30920000 Equity Shares of Rs.10/-each aggregating Rs.3092 lakhs			



Category Code	Category of Shareholder	No of Share-holders	Total number of shares	Number of shares held in dematerialized form	Total shareholding as a percentage of total number of shares		Shares pledged or otherwise encumbered	As a percentage
					As a percentage of (A+B)	As a percentage of (A+B+C)		
(A)	(i) Shareholding of Promoter and Promoter Group	(iii)	(iv)	(v)	(vi)	(vii)	(viii)	(ix) = (viii)/(iv) *100
(1)	Indian Individuals/Hindu Undivided Family	7	80350	80350	0.26	0.26	NA	NA
(b)	Central Government/State Government(s)							
(c)	Bodies Corporate	8	20016568	20016568	64.74	64.74	7286405	36.40
(d)	Financial Institutions/Banks							
(e)	Any Other (specify)							
	Sub-Total (A) (i)	15	20096918	20096918	65.00	65.00	7286405	36.26
(2)	Foreign							
(a)	Individuals (Non-Resident Individuals/Foreign Individuals)							
(b)	Bodies Corporate							
(c)	Institutions							
(d)	Qualified Foreign Investor							
(e)	Any Other (specify)							
	Sub-Total (A) (2)							
	Total Shareholding of Promoter and Promoter Group (A)=(A)(1)+(A)(2)	15	20096918	20096918	65.00	65.00	7286405	36.26




Category Code	Category of Shareholder	No of Share-holders	Total number of shares	Number of shares held in dematerialized form	Total shareholding as a percentage of total number of shares		No of Shares	As a percentage	Shares pledged or otherwise encumbered
					As a percentage of (A+B)	As a percentage of (A+B+C)			
(i)	(ii)	(iii)	(iv)	(v)	(vi)	(vii)	(viii)	(ix) = (viii)/ (iv) *100	
(B)	Public shareholding***								
(1)	Institutions								
(a)	Mutual Funds/UTI	4	2600		0.01		NA	NA	NA
(b)	Financial Institutions/Banks	1	4700		0.02		NA	NA	NA
(c)	Central Government/State Government(s)								
(d)	Venture Capital Funds								
(e)	Insurance Companies								
(f)	Foreign Institutional Investors								
(g)	Foreign Venture capital investors								
(h)	Qualified Foreign Investor								
(i)	Any Other (specify)								
(2)	Sub-Total (B)(1)	5	7300		0.02		NA	NA	NA
(2)	Non Institutions								
(a)	Bodies Corporate	180	788335	773134	2.55		NA	NA	NA
(b)	Individuals	16446	5513572	4037907	17.83		NA	NA	NA
	Individual shareholders holding nominal share capital upto Rs. 1 lakh.								
	Individual shareholders holding nominal share capital in excess of Rs. 1 lakh	63	4261186	4245886	13.78		NA	NA	NA
(c)	Any other (specify)								
	- Overseas Corporate Bodies	1	1100		0.00		NA	NA	NA
	- Clearing Members	31	20547	20547	0.07		NA	NA	NA
	- NRI	823	227242	104604	0.74		NA	NA	NA
	- Limited Liability Partnership	1	3800	3800	0.01		NA	NA	NA
	Sub-total (B) (2)	17545	10815782	9185878	34.98		NA	NA	NA



Category Code	Category of Shareholder	No of Shareholders	Total number of shares	Number of shares held in dematerialized form	Total shareholding as a percentage of total number of shares		Shares pledged or otherwise encumbered
					As a percentage of (A+B)	As a percentage of (A+B+C)	
(1)	Total Public Shareholding (B)=(B)/(1+B(2))	17550	10823082	9185878	35.00	35.00	NA
(C)	Shares held by Custodians and against Depository Receipts have been issued	N/A	N/A	N/A	N/A	N/A	N/A
(1)	Promoter and Promoter Group	N/A	N/A	N/A	N/A	N/A	N/A
(2)	Public Group	N/A	N/A	N/A	N/A	N/A	N/A
	GRAND TOTAL (A)+(B)+(C)	17565	30920000	29282796	100.00	100.00	23.57

(i) (b) Statement showing holding of securities (including shares, warrants, convertible securities) of persons belonging to the category "Promoter and Promoter Group"

S.No.	Name of the Shareholder	Details of Shares held			Encumbered shares(*)			Details of warrants			Details of convertible securities			Total shares (including underlying shares assuming full conversion of warrants and convertible securities) as a % of diluted share capital
		No of shares held	As a % of grand total (A)+(B)+(C)	No.	As a % of grand total (A)+(B)+(C) of sub-clause (i)(a)	No of warrants held	As a % of total number of warrants of the same class	Number of convertible securities held	As a % of total number of convertible securities of the same class					
1	GTN Textiles Ltd	14287068	46.21	7286405	51	23.57	Nil	Nil	Nil	Nil	Nil	Nil	46.21	



S.No.	Name of the Shareholder	Details of Shares held			Encumbered shares(*)			Details of warrants			Details of convertible securities		Total shares (including underlying shares full conversion of warrants and convertible securities) as a % of diluted share capital
		No of shares held	As a % of grand total (A)+(B)+(C)	No.	As a percentage (VI)=(V)/(III)* 100	As a % of grand total (A)+(B)+(C) of sub-clause (I)(a)	No of warrants held	As a % total number of warrants of the same class	Number of convertible securities held	As a % total number of convertible securities of the same class			
(i)	(ii)	(iii)	(iv)	(v)	(vi)=(v)/(iii)* 100	(vii)	(viii)	(ix)	(x)	(xi)	(xii)		
2	Kerala State Industrial Development Corporation Ltd	2490000	8.05	Nil	Nil	Nil	Nil	Nil	Nil	Nil	8.05		
3.	Binod Kumar Patodia	34550	0.11	Nil	Nil	Nil	Nil	Nil	Nil	Nil	0.11		
4.	Umrang Patodia	11000	0.04	Nil	Nil	Nil	Nil	Nil	Nil	Nil	0.04		
5.	M/s Beekaypee Credit P Ltd	1245300	4.03	Nil	Nil	Nil	Nil	Nil	Nil	Nil	4.03		
6.	Mala Patodia	500	0.00	Nil	Nil	Nil	Nil	Nil	Nil	Nil	0.00		
7.	Prabha Patodia	32800	0.11	Nil	Nil	Nil	Nil	Nil	Nil	Nil	0.11		
8.	Binod Kumar Patodia HUF	200	0.00	Nil	Nil	Nil	Nil	Nil	Nil	Nil	0.00		
9.	Patodia Exports & Investments P Ltd	1411000	4.56	Nil	Nil	Nil	Nil	Nil	Nil	Nil	4.56		
10.	Ankur Patodia	400	0.00	Nil	Nil	Nil	Nil	Nil	Nil	Nil	0.00		
11.	Umrang Finance P Ltd	360300	1.17	Nil	Nil	Nil	Nil	Nil	Nil	Nil	1.17		
12.	Prabha Patodia	900	0.00	Nil	Nil	Nil	Nil	Nil	Nil	Nil	0.00		
13.	Patodia Exports & Investments P Ltd	76700	0.25	Nil	Nil	Nil	Nil	Nil	Nil	Nil	0.25		
14.	Beekaypee Credit P Ltd	121600	0.39	Nil	Nil	Nil	Nil	Nil	Nil	Nil	0.39		
15.	Umrang Finance P Ltd	24600	0.08	Nil	Nil	Nil	Nil	Nil	Nil	Nil	0.08		
	Total:	20096918	65.00	7286405	36.26	23.57	Nil	Nil	Nil	Nil	65.00		

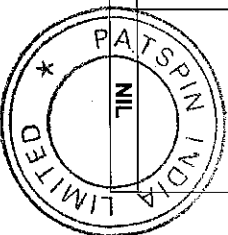


(i) (c) (i) Statement showing holding of securities (including shares, warrants, convertible securities) of persons belonging to the category "Public" and holding more than 1% of the total number of shares.

Sr.No.	Name of the shareholder	Number of shares Held	Shares as a percentage of total number of shares (i.e., Grand Total (A)+(B)+(C) indicated in Statement at para (i)(a) above)	Details of warrants		Details of convertible securities		Total shares (including underlying shares assuming full conversion of warrants and convertible securities) as a % of diluted share capital
				Number of warrants held	As a % total number of warrants of the same class	Number of convertible securities held	% w.r.t. total number of convertible securities of the same class	
01	P.Surendra Pai	6,00,000	1.94%	Nil	Nil	Nil	Nil	1.94%
02	Ramu Sitaram Deora	4,77,672	1.54%	Nil	Nil	Nil	Nil	1.54%
03	Sangeetha S	5,82,371	1.88%	Nil	Nil	Nil	Nil	1.88%
04	Polisetty Gnanadev	3,35,514	1.09%	Nil	Nil	Nil	Nil	1.09%
05	S.Sathya	5,55,690	1.80%	Nil	Nil	Nil	Nil	1.80%
	Total:	25,51,247	8.25%					8.25%

(i)(c)(ii) Statement showing holding of securities (including shares, warrants, convertible securities) of persons (together with PAC) belonging to the category "Public" and holding more than 5% of the total number of shares of the company.

Sr.No.	Name(s) of the shareholder(s) and the Persons Acting in Concert (PAC) with them	Number of shares	Shares as a percentage of total number of shares (i.e., Grand Total (A)+(B)+(C) indicated in Statement at para (i)(a) above)	Details of warrants		Details of convertible securities		Total shares (including underlying shares assuming full conversion of warrants and convertible securities) as a % of diluted share capital
				Number of warrants	As a % total number of warrants of the same class	Number of convertible securities held	% w.r.t. total number of convertible securities of the same class	
	NIL	NIL	NIL	NIL	NIL	NIL	NIL	NIL



(1)(d) Statement showing details of locked-in shares

Sr.No.	Name of the shareholder	Number of locked-in shares	Locked-in-Shares as a percentage of total number of shares (i.e., Grand Total (A)+(B)+(C) indicated in statement at para (1)(a) above
	Nil	Nil	Nil

(1)(a) Statement showing details of Depository Receipts (DRs)

Sr. No.	Type of outstanding DR (ADRs, GDRs, SDRs, etc.)	Number of outstanding DRs	Number of shares underlying outstanding DRs	Shares underlying outstanding DRs as a percentage of total number of shares [i.e., Grand Total (A)+(B)+(C) indicated in Statement at para (1)(a) above]
	Nil	Nil	Nil	Nil

(1)(b) Statement showing Holding of Depository Receipts (DRs), where underlying shares held by 'promoter/promoter group' are in excess of 1% of the total number of shares

Sr. No.	Name of the DR Holder	Type of outstanding DR (ADRs, GDRs, SDRs, etc.)	Number of shares underlying outstanding DRs	Shares underlying outstanding DRs as a percentage of total number of shares [i.e., Grand Total (A)+(B)+(C) indicated in Statement at para (1)(a) above]
	Nil	Nil	Nil	Nil




(III) (a) Statement showing the voting pattern of shareholders, if more than one class of shares/securities is issued by the issuer.

(Give description of voting rights for each class of security.

Class X:
Class Y:
Class Z.)

The company has issued only one class of equity shares, details as per 1(a).

Category code	Category of shareholder	Number of Voting Rights held in each class of securities			Total Voting Rights (III+IV+V)	Total Voting Rights i.e. (VI)	
		Class X	Class Y	Class Z		As a percentage of (A+B)	As a percentage of (A+B+C)
(I)	(II) Promoter and Promoter Group	(III) NIL	(IV) NIL	(V) NIL	(VI) NIL	(VII) NIL	(VIII) NIL
(A)	Indian	NIL	NIL	NIL	NIL	NIL	NIL
(1)	Individuals/ Undivided Family	NIL	NIL	NIL	NIL	NIL	NIL
(a)	Hindu	NIL	NIL	NIL	NIL	NIL	NIL
(b)	Central Government/ State Government(s)	NIL	NIL	NIL	NIL	NIL	NIL
(c)	Bodies Corporate	NIL	NIL	NIL	NIL	NIL	NIL
(d)	Financial Institutions/ Banks	NIL	NIL	NIL	NIL	NIL	NIL
(e)	Any Other (specify)	NIL	NIL	NIL	NIL	NIL	NIL
	Sub-Total (A)(1)						
(2)	Foreign	NIL	NIL	NIL	NIL	NIL	NIL
(a)	Individuals (Non-Resident Individuals/ Foreign Individuals)	NIL	NIL	NIL	NIL	NIL	NIL
(b)	Bodies Corporate	NIL	NIL	NIL	NIL	NIL	NIL
(c)	Institutions	NIL	NIL	NIL	NIL	NIL	NIL
(d)	Any Other (specify)	NIL	NIL	NIL	NIL	NIL	NIL
	Sub-Total (A)(2)						
	Total Shareholding of Promoter and Promoter Group (A)=(A)(1)+(A)(2)	NIL	NIL	NIL	NIL	NIL	NIL



Category or code	Category of shareholder	Number of Voting Rights held in each class of securities			Total Voting Rights (III+IV+V)	Total Voting Rights i.e. (VI)	
		Class X	Class Y	Class Z		As a percentage of (A+B)	As a percentage of (A+B+C)
(I)	(II) Public shareholding	(III) NIL	(IV) NIL	(V) NIL	(VI) NIL	(VII) NIL	(VIII) NIL
(B)	Institutions	NIL	NIL	NIL	NIL	NIL	NIL
(1)	Mutual Funds/UTI	NIL	NIL	NIL	NIL	NIL	NIL
(a)	Financial Institutions/Banks	NIL	NIL	NIL	NIL	NIL	NIL
(b)	Central Government/ State Government(s)	NIL	NIL	NIL	NIL	NIL	NIL
(c)	Venture Capital Funds	NIL	NIL	NIL	NIL	NIL	NIL
(d)	Insurance Companies	NIL	NIL	NIL	NIL	NIL	NIL
(e)	Foreign Institutional Investors	NIL	NIL	NIL	NIL	NIL	NIL
(f)	Foreign Venture Capital Investors	NIL	NIL	NIL	NIL	NIL	NIL
(g)	Any Other (specify)	NIL	NIL	NIL	NIL	NIL	NIL
(h)	Sub-Total (B)(1)	NIL	NIL	NIL	NIL	NIL	NIL
(2)	Non-institutions	NIL	NIL	NIL	NIL	NIL	NIL
(a)	Bodies Corporate	NIL	NIL	NIL	NIL	NIL	NIL
(b)	Individuals - Individual shareholders holding nominal share capital up to Rs. 1 lakh.	NIL	NIL	NIL	NIL	NIL	NIL
	II) Individual shareholders holding nominal share capital in excess of Rs. 1 lakh.						
(c)	Any Other (specify)	NIL	NIL	NIL	NIL	NIL	NIL
	Sub-Total (B)(2)						
	Total Public Shareholding (B) = (B)(1)+(B)(2)						
	TOTAL (A)+(B)						
(C)	Shares held by Custodians and against which Depository Receipts have been issued	NIL	NIL	NIL	NIL	NIL	NIL
	GRAND TOTAL (A)+(B)+(C)						

OF PATSPIN INDIA LIMITED