



Ref. PILc/16

Date : April 11, 2016

BSE Limited
Phiroze Jeejeebhoy Towers,
Dalal Street,
MUMBAI – 400 001

The Manager,
Listing Department,
The National Stock Exchange of India Ltd.
Exchange Plaza, 5th Floor, Plot No.C/1, G-Block,
Bandra-Kurla Cmplx, Bandra (E),
MUMBAI – 400 051

Dear Sirs,

Sub: Shareholding pattern of the Company for the quarter ended 31.03.2016

Ref: Regulation 31 of SEBI (Listing Obligations and Disclosure
Requirements) Regulations, 2015 ("Listing Regulations")

With reference to the above, please find enclosed herewith Shareholding Pattern for the quarter ended 31. 03.2016, for your kind perusal.

Thanking you,

Yours faithfully,
For PATSPIN INDIA LIMITED

Dipu Georte
Assistant Company Secretary

Encl:a\

PATSPIN INDIA LIMITED

CIN: L18101KL1991PLC006194

MARKETING / REGD. OFFICE :

3rd Floor, Palal Towers, M.G. Road, Ravipuram, Kochi-682 016, India
Phone : 91-484-3928300, Fax: 91-484-2370812/3928380
E-mail: cs@patspin.com

CORPORATE OFFICE :

43, Mittal Chambers, 4th Floor, 228, Nariman Point, Mumbai-400 021 India.
Phones: 91-22-2202 1013 / 22028246, Fax: 91-22-2287 4144
E-mail: mumbai@gtntextiles.com
www.patspin.com

**ISO 9001 : 2008 / 14001 : 2004 Certified**

1. Name of Listed Entity : **PATSPIN INDIA LIMITED**
2. Scrip Code/Name of Scrip/Class of Security: **EQUITY SHARES**
3. Shareholding Pattern filed under : Reg. 31(1)(a)/Reg.31(1)(b)/Reg.31(1)(c)
 - a. If under 31(1)(b) then indicate the report for Quarter ending: 31.03.2016
 - b. If under 31(1)(c) then indicate date of allotment/extinguishment
4. Declaration : The Listed entity is required to submit the following declaration to the extend of submission of information:

Particulars	Yes*/No*
1) Whether the Listed Entity has issued any partly paid up shares?	NO
2) Whether the Listed Entity has issued any Convertible Securities or Warrants?	NO
3) Whether the Listed Entity has any shares against which depository receipts are issued?	NO
4) Whether the Listed Entity has any shares in locked-in?	NO
5) Whether any shares held by Promoters are pledge or otherwise encumbered?	YES




Table I – Summary Statement holding of specified securities

Category (i)	Category of shareholder (ii)	No of Shareholders (iii)	No of fully paid up equity shares held (iv)	No of Partly paid up equity shares held (v)	No of shares underlying Depository Receipts (vi)	Total No of shares held (vii)=(iv)+(v)+(vi)	Shareholding as a % of total no. of shares (calculated as per SCRR, 1957) (viii) (As a % of (A+B+C2))	Number of Voting Rights held in each class of securities (ix)			No of Shares Underlying Outstanding convertible securities (including Warrants) (X)	Shareholding as a % assuming full conversion of convertible securities (as a percentage of diluted share capital) (XI)=(VII)+(X) As a % of (A+B+C2)	Number of Locked in Shares (xii)		Number of shares pledged or otherwise encumbered (xiii)		Number of equity shares held in dematerialised form (xiv)
								Class X	Class Y	Total as a % of (A+B+C)			No. (a)	As a % of total Shares held (b)	No. (a)	As a % of total Shares held (b)	
(A)	Promoter & Promoter Group	15	20096918			20096918	65.00	20096918		20096918	65.00				7286405	36.40	20096918
(B)	Public	17498	10823082			10823082	35.00	10823082			35.00				NA		9217378
(C)	Non Promoter - Non Public	NA															
(C1)	Share underlying DRs	NA															
(C2)	Shares held by Employee Trusts	NA															
	Total:	17513	30920000			30920000	100.00	30920000		30920000	100.00				7286405	36.40	29314296





Table II- Statement showing shareholding pattern of the Promoter & Promoter Group

(i) & Name of the Shareholders	(ii) PAN	(iii) No of Shareholders	(iv) No of fully paid up equity shares held	(v) No of Partly paid up equity shares held	(vi) No of shares underlying Depository Receipts	(vii) Total No of shares held	Shareholding as a % of total no. of shares (calculated as per SCRR, 1957) (As a % of (A+B+C 2))	(ix) Number of Voting Rights held in each class of securities			No of Underlying Outstanding convertible securities (including Warrants) (X)	Shareholding as a % assuming full conversion of convertible securities as a diluted share capital (XI)=(VII)+(X) As a % of (A+B+C2)	(xii) Number of Locked in Shares		(xiii) Number of shares pledged or otherwise encumbered		Number of equity shares held in dematerialised form (xiv)	
								Class X	Class Y	Total			No. (a)	As a % of total Shares held (b)	No. (a)	As a % of total Shares held (b)		
(a) Indian Individual/Hindu undivided family		7	80350			80350	0.26	80350		0.26		0.26					80350	
Binod Kumar Patodia HUF	AABHB7996P		200					200		0.00								
Ankur Patodia	AFKPH4070Q		400					400		0.00								
Binod Kumar Patodia	AFUPP372R		34550					34550		0.11								
Maita Patodia	AFXP2306Q		500					500		0.00								
Prabha Patodia	AGIPP3737F		33700					33700		0.11								
Umaang Patodia	AJTPP0032D		11000					11000		0.04								
(b) Central Government/Stage Government (s)																		
(c) Financial Institutions/Bank																		
Name		8	20016568			20016568	64.74	20016568		64.74		64.74				7286405	23.57	20016568
Any Other (Specify)																		
Name			2490000					2490000		8.05								
Kerala State Industrial Development Corpn.Ltd	AAAGK9434D																	
GTN Textiles Ltd	AACCG3925B		14287068					14287068		46.21						7286405	23.57	
Umsang Finance P Ltd	AAAGU3866H		384900					384900		1.25								
Beekaypee Credit P Ltd	AABCB1926A		1366900					1366900		4.42								
Patodia Exports & Investments P Ltd	AABCP7088D		1487700					1487700		4.81								
Sub Total(AJK)		15	20096918			20096918	65.00	20096918		65.00		65.00				7286405	23.57	20096918



& Name of the Shareholders (i)	PAN (ii)	No of Shareholders (iii)	No of fully paid up equity shares held (iv)	No of Party paid up equity shares held (v)	No of shares underlying Depository Receipts (vi)	Total No of shares held (vii)=(iv)+(v)+(vi)	Shareholding as a % of total no. of shares (calculated as per SCRR, 1957) (viii) (As a % of (A+B+C 2))	Number of Voting Rights held in each class of securities (ix)			No of Underlying Outstanding convertible securities (including Warrants) (X)	Shareholding as a % assuming full conversion of convertible securities (as a percentage of diluted share capital) (XI)=(VII)+(X) As a % of (A+B+C2)	Number of Shares Looked in Shares (xii)		Number of shares pledged or otherwise encumbered (xiii)		Number of equity shares held in dematerialised form (xiv)
								Class X	Class Y	Total			No. (a)	As a % of total Shares held (b)	No. (a)	As a % of total Shares held (b)	
(1) Indian																	
(2) Foreign																	
(a) Individuals (Non-Resident individual /Foreign individuals)																	
(b) Government																	
(c) Institutions																	
(d) Foreign Portfolio investor																	
(e) Any Other (Specify)																	
Sub-Total(A)(2)		0	0			0	0	20096918	20096918	65.00	0	65.00	7286405	23.57		0	20096918
Total:		15	20096918			20096918	65.00	20096918	20096918	65.00	0	65.00	7286405	23.57		0	20096918
Shareholding of Promoter and Promoter Group(A)=(A)(1)+(A)(2)																	



Table III- Statement showing shareholding pattern of the Promoter & Promoter Group

Category & Name of the Shareholders (i)	PAN (ii)	No of Shareholder (iii)	No of fully paid up equity shares held (iv)	Partly paid up equity shares held (v)	No of shares underlying Depository Receipts (vi)	Total Nos shares held (vii)=(iv)+(v)+(vi)	Shareholding % calculated as per SCRR,1957 (viii) (As a % of (A+B+C2) (viii))	Number of Voting Rights held in each class of securities (ix)			Total Shareholding as a % assuming full conversion of convertible securities(as a percentage of diluted share capital) (XI)	Number of Locked in Shares (xii)		Number of shares pledged or otherwise encumbered (xiii)		Number of equity shares held in dematerialised form (xiv)
								No of Class X	No of Class Y	Total as a % of total Voting Rights		No (a)	As a % of total Shares held (b)	No. (Not applicable) (a)	As a % of total Shares held (Not applicable) (b)	
1) Institutions																0
a) Mutual Funds/UTI		4	2600			2600	0.01	2600		2600	0.01	NA		NA		
Name																
b) Venture Funds											0.00	NA		NA		
Name																
c) Alternative Investment Funds											0.00	NA		NA		
Name																
d) Foreign Venture Capital Investors											0.00	NA		NA		
Name																
e) Foreign Portfolio Investors																
Name																
f) Financial Institutions/Banks		1	4700			4700	0.02	4700		4700	0.02	NA		NA		0
Name																
g) Insurance Companies																
Name																
h) Provident Funds/Pension Funds																
Name																
i) Any Other (specify)																
Name																
Sub Total(B)(1)		5	7300			7300	0.03	7300		7300	0.03					
Total(B)(1)																



Category & Name of the Shareholders (i)	PAN (ii)	No of Shareholder (iii)	No of fully paid up equity shares held (iv)	Partly paid up equity shares held (v)	No of shares underlying Depository Receipts (vi)	Total Nos shares held (vii)-(iv)+(v)+(vi)	Shareholding % calculated as per SCRR, 1957 (viii) (As a % of (A+B+C2) (viii))	Number of Voting Rights held in each class of securities (ix)			Total as a % of total Voting Rights	No of Shares Underlying Outstanding convertible securities (including Warrants) (X)	Total Shareholding as a % assuming full conversion of convertible securities (as a percentage of diluted share capital) (XI)	Number of Locked in Shares (xii)		Number of shares pledged or otherwise encumbered (xiii)		Number of equity shares or otherwise held in dematerialised form (xiv)
								Class X	Class Y	Total				No. (a)	As a % of total Shares held (b)	No. (Not applicable) (a)	As a % of total Shares held (Not applicable) (b)	
2) Central Government/ State Government (S)/President of India																		
Name																		
Sub Total (B)(2)																		
3) Non-institutions																		
a) Individuals-																		
i) Individual shareholders holding nominal share capital upto Rs.2 lakhs.		17240	6481613			6481613	20.96	6481613		20.96		20.96		NA		NA		4899510
ii. Individual shareholders holding nominal share capital in excess of Rs.2 lakhs.		33	3528921			3528921	11.41	3528921		11.41		11.41		NA		NA		3528921
Name																		
Polisetty Gnanadev	AENPP0508F		339669			339669	1.10	339669		1.10								
Ramu Sitaram Deora	AAAMPD2141H		477672			477672	1.54	477672		1.54								
Sahya S Sangeetha S	AUJPS2496H		555690			555690	1.80	555690		1.80								
NBFCs registered with RBI	AUJPS3739F		587771			587771	1.90	587771		1.90				NA		NA		
b)																		
Employee Trusts																		
Name																		



Category & Name of the Shareholders (i)	PAN (ii)	No of Shareholder (iii)	No of fully paid up equity shares held (iv)	Partly paid up equity shares held (v)	No of shares underlying Depository Receipts (vi)	Total Nos Shares held (vii)=(iv)+(v)+(vi)	Shareholding % calculated as per SCRR, 1957 (viii) (As a % of (A+B+C2) (viii))	Number of Voting Rights held in each class of securities (ix)			No of Shares Underlying Outstanding convertible securities (including Warrants) (X)	Total Shareholding as a % assuming full conversion of convertible securities as a percentage of diluted share capital (XI)	Number of Locked in Shares (xii)		Number of shares pledged or otherwise encumbered (xiii)		Number of equity shares held in dematerialised form (xiv)
								No of Voting Rights		Total as a % of total Voting Rights			No. (a)	As a % of total Shares held (b)	No. (Not applicable) (a)	As a % of total Shares held (b)	
								Class X	Class Y								
(d) Overseas Depositories (holding DRs) (Balancing figure)																	
(e) Any Other* (specify)		220	805248			805248	2.60	805248				2.60	NA	NA			788947
Sub Total (B) (3)		17493	10815782			10815782	34.97	10815782				34.97	NA	NA			9217378
Total Public Shareholding (B)=(B)(1)+(B)(2)+(B)(3)		17498	10823082			10823082	35.00	10823082				35.00					9217378
TOTAL: (A)+(B)		17513	30920000			30920000	100.00	30920000				100.00					29314296


Any Other*

Clearing Member	40	79241				79241	0.26					0.26					79241
Domestic Body Corporate	178	721107				721107	2.33					2.33					705206
Domestic Body Corporate-LLP	1	3800				3800	0.01					0.01					3800
Overseas Body Corporate	1	1100				1100	0.00					0.00					0.00
	220	805248				805248	2.60					2.60					788947



Table IV- Statement showing shareholding pattern of the Non Promoter-Non Public shareholder

Category & Name of the Shareholders (1)	PAN (ii)	No of Shareholders (iii)	No of fully paid up equity shares held (iv)	Partly paid up equity shares held (v)	No of shares underlying Depository Receipts (vi)	Total No of shares held (vii)=(iv)+(v)+(vi)	Shareholding % of calculated as per SCRR, 1957 (viii) (As a % of (A+B+CZ (viii)))	Number of Voting Rights held in each class of securities (ix)			No of Shares Underlying convertible securities (incl Warrants) (X)	Total Shareholding as a % assuming full conversion of convertible securities (as a percentage of diluted share capital) (XI)	Number of Locked in Shares (xii)		Number of shares pledged or otherwise encumbered (xiii)		Number of equity shares held in demat form (xiv) (Not applicable)	
								Class X	Class Y	Total			As a % of total Shares held (b)	No. (Not applicable) (a)	As a % of total Shares held (Not applicable) (b)			
(1) Custodian /DRHolder																		
(a) Name of DR Holder if available			NA			NA												
(2) Employee Benefit Trust (under SEBI Share based employee Benefit) Regulations, 2014)			NA			NA												
Name																		
Total Non-Promoter-Non Public shareholding (C)=(C1)+(C2)			NA			NA												



or PATSPIN INDIA LIMITED

Dipu George
Assistant Company Secretary
(A 38716)