


1. Name of Listed Entity : **PATSPIN INDIA LIMITED**
2. Scrip Code/Name of Scrip/Class of Security: **EQUITY SHARES**
3. Shareholding Pattern filed under : Reg. 31(1)(a)/Reg.31(1)(b)/Reg.31(1)(c)
- a. If under 31(1)(b) then indicate the report for Quarter ending: 30.06.2018
- b. If under 31(1)(c) then indicate date of allotment/extinguishment

4. Declaration : The Listed entity is required to submit the following declaration to the extend of submission of information:

Particulars	Yes*/No*
1) Whether the Listed Entity has issued any partly paid up shares?	NO
2) Whether the Listed Entity has issued any Convertible Securities or Warrants?	NO
3) Whether the Listed Entity has any shares against which depository receipts are issued?	NO
4) Whether the Listed Entity has any shares in locked-in?	NO
5) Whether any shares held by Promoters are pledge or otherwise encumbered?	YES



PATSPIN INDIA LIMITED

Table I - Summary Statement holding of specified securities

Category (i)	Category of shareholder (ii)	No of Shareholders (iii)	No of fully paid up equity shares held (iv)	No of Partly paid up equity shares held (v)	No of underlying Depository Receipts (vi)	Total No of shares held (vii)=(iv)+(v)+(vi)	Shareholding as a % of total no. of shares (calculated as per SCRR, 1957) (viii) (As a % of (A+B+C2))	Number of Voting Rights held in each class of securities (ix)			Shareholding as a % assuming full conversion of convertible securities (as a percentage of diluted share capital) (X)=(VII)+(X)+(XI) As a % of (A+B+C2)	Number of Locked in Shares (xii)		Number of shares pledged or otherwise encumbered (xiii)		Number of equity shares held in demateriali sed form (xiv)
								Class X	Class Y	Total		No. (a)	As a % of total Shares held (b)	No. (a)	As a % of total Shares held (b)	
(A)	Promoter & Promoter Group	11	20096918	-	-	20096918	65.00	20096918	-	-	20096918	-	-	7286405	36.26	20096918
(B)	Public	17709	10823082	-	-	10823082	35.00	10823082	-	-	10823082	-	-	NA	-	9317939
(C)	Non Promoter - Non Public	NA	-	-	-	-	-	-	-	-	-	-	-	-	-	-
(C1)	Share underlying DRS	NA	-	-	-	-	-	-	-	-	-	-	-	-	-	-
(C2)	Shares held by Employee Trusts	NA	-	-	-	-	-	-	-	-	-	-	-	-	-	-
	Total:	17720	30920000	-	-	30920000	100.00	30920000	-	-	30920000	-	-	7286405	23.57	29414857





Table II- Statement showing shareholding pattern of the Promoter & Promoter Group

(i)	(ii)	(iii)	(iv)	(v)	(vi)	(vii)+(viii)+(ix)+(x)	(xi)		(xii)	(xiii)	(xiv)
							No of Shares held as a % of total no. of shares (calculated as per SCRR, 1957) (viii) (As a % of (A+B+C 2))	No of Voting Rights of securities			
		No of Voting Rights of securities		No of Shares Underlying Outstanding convertible securities (including Warrants) (X)		Shareholding as a % assuming full conversion of convertible securities (as a percentage of diluted share capital) $(X) = (VII) + (X)$ As a % of (A+B+C2)		Number of Shares Locked in Shares		Number of shares pledged or otherwise encumbered	
		Class X		Class Y		Total		No. (a)		As a % of total Shares held (b)	
(a)	Indian Individual/Hindu undivided family	6	80350		80350	80350	0.26	0.26			80350
	Name										
	Binod Kumar Patodia HUF		200		200	200	0.00	0.00			
	Ankur Patodia		400		400	400	0.00	0.00			
	Binod Kumar Patodia		34550		34550	34550	0.11	0.11			
	Mala Patodia		500		500	500	0.00	0.00			
	Prabha Patodia		33700		33700	33700	0.11	0.11			
	Umang Patodia		11000		11000	11000	0.04	0.04			
(b)	Central Government/Stage Government										
	Name										
(c)	Financial Institutions/Bank										
	Name										
	Any Other (Specify)	5	20016568		20016568	20016568	64.74	64.74		7286405	36.40
	BODIES CORPORATES										
	Name										
	Kerala State Industrial Development Corp. Ltd		2490000		2490000	2490000	8.05	8.05			
	GIN Textiles Ltd		14287068		14287068	14287068	46.21	46.21		7286405	51.00
	Umang Finance P Ltd		384900		384900	384900	1.25	1.25			
	Beekayees Credit P Ltd		1366900		1366900	1366900	4.42	4.42			
	Patodia Exports & Investments P Ltd		1487700		1487700	1487700	4.81	4.81			
	Sub Total(A)(i)	11	20096918		20096918	20096918	65.00	65.00		7286405	36.26
											20096918



Name of the Shareholders (i)	PAN (ii)	No of Shareholders (iii)	No of fully paid up equity shares held (iv)	No of Partly paid up equity shares held (v)	No of shares underlying Depository Receipts (vi)	Total No of shares held (vii)=(iv)+(v)+(vi)	Shareholding as a % of total no. of shares (calculated as per SCRR, 1957) (viii) (As a % of (A+B+C) 2)	Number of Voting Rights held in each class of securities (ix)			Shareholding as a % assuming full conversion of convertible securities (as a percentage of diluted share capital) (X)=(VII)+(X) As a % of (A+B+C2)	Number of Shares Locked in Shares (xii)		Number of Shares pledged or otherwise encumbered (xiii)		Number of equity shares held in demateriali set form (xv)
								Class X	Class Y	Total		No. (a)	As a % of total Shares held (b)	No. (a)	As a % of total Shares held (b)	
(i) Indian																
(2) Foreign																
(a) Individuals (Non-Resident Individual / Foreign individuals)																
(b) Government																
(c) Institutions																
(d) Foreign Portfolio Investor																
(e) Any Other (Specify)																
Sub-Total(A)(2)		0	0		0	0	0									
Total:		11	20096918			20096918	65.00	20096918	20096918	65.00			7286405	36.26	0	20096918
Shareholding of Promoter and Promoter Group(A) ² (A)(1)+(A)(2)																






Table III- Statement showing shareholding pattern of the Public Shareholder

Category & Name of the Shareholders (i)	PAN (ii)	No of Shareholder (iii)	No of fully paid up equity shares held (iv)	Partly paid up equity shares held (v)	No of shares underlying Depository Receipts (vi)	Total Nos shares held (vii)=(iv)+(v)+(vi)	Shareholding % calculated as per SCRR,1957 (As a % of (A+B+C2) (viii)	Number of Voting Rights held in each class of securities (ix)			No of Shares Outstanding convertible securities(incl Warrants) (X)	Total Shareholding as a % assuming full conversion of convertible securities(as a percentage of diluted share capital) (XI)	Number of Locked in Shares (xii)		Number of shares pledged or otherwise encumbered (xiii)		Number of equity shares held in demat form (xiv)
								Class X	Class Y	Total			No. (a)	As a % of total Shares held (b)	No. (Not applicable) (a)	As a % of total Shares held (Not applicable) (b)	
1. Institutions																	
a) Mutual Funds/UTI Name		4	2600			2600	0.01	2600		2600	0.01	0.01	NA	NA	NA	NA	0
b) Venture Funds Name												0.00	NA	NA	NA	NA	
c) Alternative Investment Funds Name												0.00	NA	NA	NA	NA	
d) Foreign Venture Capital Investors Name												0.00	NA	NA	NA	NA	
e) Foreign Portfolio Investors Name													NA	NA	NA	NA	
f) Financial Institutions/Banks Name		1	4700			4700	0.01	4700		4700	0.01	0.01	NA	NA	NA	NA	0
g) Insurance Companies Name												0.00	NA	NA	NA	NA	
h) Provident Funds/Pension Funds Name												0.00	NA	NA	NA	NA	
i) Any Other (specify) Name												0.00	NA	NA	NA	NA	
Sub Total(B)(1)		5	7300			7300	0.02	7300		7300	0.02	0.02					0



Category & Name of the Shareholders (i)	PAN (ii)	No of Shareholder (iii)	No of fully paid up equity shares held (iv)	Partly paid up equity shares held (v)	No of shares underlying Depository Receipts (vi)	Total Nos shares held (vii)=(iv)+(v)+(vi)	Shareholding % calculated as per SCRR,1957 (viii) (As a % of (A+B+C2) (viii))	Number of Voting Rights held in each class of securities (ix)			No of Shares Underlying Outstanding convertible securities (including Warrants) (x)	Total Shareholding as a % assuming full conversion of convertible securities (as a percentage of diluted share capital) (xi)	Number of Locked in Shares (xii)		Number of shares pledged or otherwise encumbered (xiii)		Number of equity shares held in demat form (xiv)
								Class X	Class Y	Total			No. (a)	As a % of total Shares held (b)	No. (Not applicable) (a)	As a % of total Shares held (b)	
2) Central Government/ State Government (S)/President of India																	
Name																	
Sub Total (B)(2)																	
3) Non-institutions																	
Individuals-																	
a) i) Individual shareholders holding nominal share capital upto Rs.2 lakhs.		17478	6978649			6978649	22.57	6978649	22.57	6978649	22.57	NA	NA	NA	NA	NA	5497107
ii) Individual shareholders holding nominal share capital in excess of Rs.2 lakhs.		29	3272370			3272370	10.58	3272370	10.58	3272370	10.58	NA	NA	NA	NA	NA	3272370
Name																	
Grace R Deora	AHRPD2035Q		616756			616756	1.99	616756	1.99	616756	1.99						
Subramanian P	AMBPS891K		1300390			1300390	4.21	1300390	4.21	1300390	4.21						
b) NBFCs registered with RBI.																	
Name																	
c) Employee Trusts																	
Name																	



Category & Name of the Shareholders (i)	PAN (ii)	No of Shareholder (iii)	No of fully paid up equity shares held (iv)	Partly paid up equity shares held (v)	No of shares underlying Depository Receipts (vi)	Total Nos shares held (vii)=(iv)+(v)+(vi)	Shareholding % calculated as per SCRR,1957 (viii) (As a % of (A+B+C2) (viii))	Number of Voting Rights held in each class of securities (ix)			Total Shareholding as a % assuming full conversion of convertible securities (a percentage of diluted share capital) (XI)	Number of Locked in Shares (xii)	Number of shares pledged or otherwise encumbered (xiii)		Number of equity shares held in dematerialised form (xiv)		
								Class X	Class Y	Total			No. (a)	As a % of total Shares held (b)		No. (Not applicable) (a)	As a % of total Shares held applicable (b)
(d) Overseas Depositories (holding DRs) (Balancing figure)																	
Name																	
(e) Any Other* (specify)		197	564763			564763	1.83				NA	NA			548462		
Sub Total (B) (3)		17704	10815782			10815782	34.98				NA	NA			9317939		
Total Public Shareholding (B)=(1)+(B) (3)		17709	10823082			10823082	35.00								9317939		
(C)-(B)(3)																	
TOTAL: (A)+(B)		17720	30920000			30920000	100.00						7286405	23.57	29414857		

Any Other*

Clearing Member	54	144063				144063	0.47									144063
Domestic Body Corporate	140	412829				412829	1.34									397658
Domestic Body Corporate-LLP	2	6741				6741	0.02									6741
Overseas Body Corporate	1	1100				1100	0.00									0.00
	197	564763				564763	1.83									548462





Table IV - Statement showing shareholding pattern of the Non Promoter-Non Public shareholder

Category & Name of the Shareholders (i)	PAN (ii)	No of Shareholders (iii)	No of fully paid up equity shares held (iv)	Partly paid up equity shares held (v)	No of shares underlying Depository Receipts (vi)	Total No of shares held (vii)=(iv)+(v)+(vi)	Shareholding % of per SCRR, 1957 (viii) (As a % of (A+B+C2) (viii))	Number of Voting Rights held in each class of securities (ix)			No of Shares Underlying convertible securities (including Warrants) (X)	Total Shareholding as a % assuming full conversion of convertible securities (as a percentage of diluted share capital) (XI)	Number of Locked in Shares (xii)		Number of shares pledged or otherwise encumbered (xiii)		Number of equity shares held in dematerialised form (xiv) (Not applicable)
								No of Voting Rights		Total as a % of Voting Rights			No. (a)	As a % of total Shares held (b)	No. (Not applicable) (a)	As a % of total Shares held (Not applicable) (b)	
								Class X	Class Y								
(1) Custodian /DRHolder																	
(a) Name of DR Holder if available			NA			NA											
(2) Employee Benefit Trust (under SEBI Share based employee Benefit)Regulations,2014)			NA			NA											
Name																	
Total Non-Promoter-Non Public shareholding (C)=(C1)+(C2)			NA			NA											

FOR PATSPIN INDIA LIMITED


 Dipu George
 Assistant Company Secretary
 (A38716)