


1. Name of Listed Entity : **PATSPIN INDIA LIMITED**
2. Scrip Code/Name of Scrip/Class of Security: **EQUITY SHARES**
3. Shareholding Pattern filed under : Reg. 31(1)(a)/Reg.31(1)(b)/Reg.31(1)(c)
 - a. If under 31(1)(b) then indicate the report for Quarter ending: 31.12.2017
 - b. If under 31(1)(c) then indicate date of allotment/extinguishment

4. Declaration : The Listed entity is required to submit the following declaration to the extend of submission of information:

Particulars	Yes*/No*
1) Whether the Listed Entity has issued any partly paid up shares?	NO
2) Whether the Listed Entity has issued any Convertible Securities or Warrants?	NO
3) Whether the Listed Entity has any shares against which depository receipts are issued?	NO
4) Whether the Listed Entity has any shares in locked-in?	NO
5) Whether any shares held by Promoters are pledge or otherwise encumbered?	YES



PATSPIN INDIA LIMITED

Table I – Summary Statement holding of specified securities

Category (i)	Category of shareholder (ii)	No of Shareholders (iii)	No of fully paid up equity shares held (iv)	No of Partly paid up equity shares held (v)	No of underlying Depository Receipts (vi)	Total No of shares held (vii)=(iv)+(v)+(vi)	Shareholding as a % of total no. of shares (calculated as per SCRR, 1957) (viii) (As a % of (A+B+C2))	Number of Voting Rights held in each class of securities (ix)		No of Shares Outstanding including convertible securities (including Warrants) (X)	Shareholding as a % assuming full conversion of convertible securities (as a percentage of diluted share capital) (XI)=(VII)+(X) As a % of (A+B+C2)	Number of Locked in Shares (xii)		Number of shares pledged or otherwise encumbered (xiii)		Number of equity shares held in dematerialised form (xiv)
								Class X	Class Y			No. (a)	As a % of total Shares held (b)	No. (a)	As a % of total Shares held (b)	
(A)	Promoter & Promoter Group	11	20096918	-	-	20096918	65.00	20096918	65.00	-	65.00	-	7286405	36.26	20096918	
(B)	Public	18213	10823082	-	-	10823082	35.00	10823082	35.00	-	35.00	-	NA	-	9302962	
(C)	Non Promoter - Non Public	NA	-	-	-	-	-	-	-	-	-	-	-	-	-	
(C1)	Share underlying DRs	NA	-	-	-	-	-	-	-	-	-	-	-	-	-	
(C2)	Shares held by Employee Trusts	NA	-	-	-	-	-	-	-	-	-	-	-	-	-	
	Total:	18224	30920000	-	-	30920000	100.00	30920000	100.00	-	100.00	-	7286405	23.57	29399880	





Table II- Statement showing shareholding pattern of the Promoter & Promoter Group

(i) & Name of the Shareholders	(ii) PAN	(iii) No of Share holders	(iv) No of fully paid up equity shares held	(v) No of Partly paid up equity shares held	(vi) No of shares underlying Depository Receipts	(vii)+(viii)+(ix)+(x)	(ix) Number of Voting Rights held in each class of securities			Shareholding as a % assuming full conversion of convertible securities (as a percentage of diluted share capital) (X)=(VII)+(X) As a % of (A+B+C2)	(xii) Number of Locked in Shares		(xiii) Number of shares pledged or otherwise encumbered		Number of equity shares held in dematerialised form (xiv)
							Class X	Class Y	Total		No. (a)	As a % of total Shares held (b)	No. (a)	As a % of total Shares held (b)	
(i) Indian Individual/Hindu undivided family		6	80350			80350	80350		0.26					80350	
Name	AABHB7996F		200			200	200		0.00						
Binod Kumar Patodia HUF			400			400	400		0.00						
Ankur Patodia	AFKPP4070Q		34550			34550	34550		0.11						
Patodia	AFUPP9972R		500			500	500		0.00						
Mala Patodia	AFXPP2306Q		33700			33700	33700		0.11						
Prabha Patodia	AGPPP3757F		11000			11000	11000		0.04						
Umang Patodia	AJTPP0032D														
(b) Central Government/State Government															
(c) Financial Institutions/Bank															
Name		5	20016568			20016568	20016568		64.74			7286405	36.40	20016568	
Any Other (Specify)															
BODIES CORPORATES															
Name	AAACK9434D		2490000			2490000	2490000		8.05						
Kerala State Industrial Development Corpn.Ltd			14287068			14287068	14287068		46.21						
GTN Textiles Ltd	AACCG3923B		384900			384900	384900		1.25			7286405	51.00		
Umang Finance P Ltd	AAACU3866H		1366900			1366900	1366900		4.42						
Beekaypee Credit P Ltd	AABCB1926A		1487700			1487700	1487700		4.81						
Patodia Exports & Investments P Ltd	AABCF7083D														
Sub Total(A)(i)		11	20096918			20096918	20096918		65.00			7286405	36.26	20096918	



& Name of the Shareholders (i)	PAN (ii)	No of Shareholders (iii)	No of fully paid up equity shares held (iv)	No of Partly paid up equity shares held (v)	No of shares underlying Depository Receipts (vi)	Total No of shares held (vii)=(iv)+(v)+(vi)	Shareholding as a % of total no. of shares (calculated as per SCRR, 1957) (viii) (As a % of (A+B+C) 2)	Number of Voting Rights held in each class of securities (ix)			No of Shares Underlying Outstanding convertible securities (including Warrants) (X)	Shareholding as a % assuming full conversion of convertible securities (as a percentage of diluted share capital) (XI)=(VII)+(X) As a % of (A+B+C2)	Number of shares pledged or otherwise encumbered (xiii)		Number of equity shares held in dematerialised form (xiv)
								Class X	Class Y	Total			No. (a)	As a % of total Shares held (b)	
(1) Indian															
(2) Foreign															
(a) Individuals (Non-Resident Individual / Foreign Individuals)															
(b) Government															
(c) Institutions															
(d) Foreign Portfolio Investor															
(e) Any Other (Specify)															
Sub-Total(A)(2)		0	0	0	0	0	65.00	20096918	20096918	65.00	0	65.00	7286405	36.26	
Total: Shareholding of Promoter and Promoter Group(A) ² (A)(1)+(A)(2)		11	20096918			20096918	65.00	20096918	20096918	65.00	0	65.00	7286405	36.26	
											0			20096918	






Table III- Statement showing shareholding pattern of the Public Shareholder

Category & Name of the Shareholders (i)	PAN (ii)	No of Share holder (iii)	No of fully paid up equity shares held (iv)	Partly paid up equity shares held (v)	No of shares underlying Depository Receipts (vi)	Total Nos shares held (vii)=(iv)+(v)+(vi)	Shareholding % calculated as per SCRR,1957 (viii) (As a % of (A+B+C2) (viii))	Number of Voting Rights held in each class of securities (ix)			No of Shares Underlying convertible securities (including Warrants) (X)	Total Shareholding as a % assuming full conversion of convertible securities (as a percentage of diluted share capital) (XI)	Number of Locked in Shares (xii)		Number of shares pledged or otherwise encumbered (xiii)		Number of equity shares held in demat form (xiv)
								Class X	Class Y	Total			No. (a)	As a % of total Shares held (b)	No. (Not applicable) (a)	As a % of total Shares held (Not applicable) (b)	
1) Institutions																	
a) Mutual Funds/UTI		4	2600			2600	0.01	2600		2600	0.01		NA		NA		0
b) Venture Funds													NA		NA		
c) Alternative Investment Funds													NA		NA		
d) Foreign Venture Capital Investors													NA		NA		
e) Foreign Portfolio Investors													NA		NA		
f) Financial Institutions/Banks		1	4700			4700	0.01	4700		4700	0.01		NA		NA		0
g) Insurance Companies													NA		NA		
h) Provident Funds/Pension Funds													NA		NA		
i) Any Other (specify)													NA		NA		
Sub Total(B)(1)		5	7300			7300	0.02	7300		7300	0.02						0



Category & Name of the Shareholders (i)	PAN (ii)	No of Shareholder (iii)	No of fully paid up equity shares held (iv)	Party paid up equity shares held (v)	No of shares underlying Depository Receipts (vi)	Total Nos shares held (vii)=(v)+(vi)	Shareholding % calculated as per SCRR, 1957 (viii) (As a % of (A+B+C2) (viii))	Number of Voting Rights held in each class of securities (ix)			Total Shareholding as a % assuming full conversion of convertible securities (as a percentage of diluted share capital) (XI)	Number of Locked in Shares (xii)		Number of shares pledged or otherwise encumbered (xiii)		Number of equity shares held in demat or form (xiv)
								Class X	Class Y	Total		No. (a)	As a % of total Shares held (b)	No. (Not applicable) (a)	As a % of total Shares held (Not applicable) (b)	
2) Central Government/ State Government (s)/President of India																
Name																
Sub Total (B)(2)																
3) Non-institutions																
a) Individuals-																
i) Individual shareholders holding nominal share capital upto Rs.2 lakhs.		17880	6855156			6855156	22.17	6855156		22.17	NA	NA	NA		5358637	
ii. Individual shareholders holding nominal share capital in excess of Rs.2 lakhs.		26	3008564			3008564	9.73	3008564		9.73	NA	NA	NA		3008564	
Name																
Ramu Sitaran Deora	AAMPD2141H		477672			477672	1.54	477672		1.54						
Subramanian P	AMBPS891K		1300390			1300390	4.21	1300390		4.21						
b) NBFCs registered with RBI																
Name																
c) Employee Trusts																
Name																



Category & Name of the Shareholders (i)	PAN (ii)	No of Shareholder (iii)	No of fully paid up equity shares held (iv)	Partly paid up equity shares held (v)	No of shares underlying Depository Receipts (vi)	Total Nos shares held (vii)=(iv)+(v)+(vi)	Shareholding % calculated as per SCRR,1957 (viii) (As a % of (A+B+C2) (viii))	Number of Voting Rights held in each class of securities (ix)			No of Shares Underlying Outstanding convertible securities (including Warrants) (X)	Total Shareholding as a % assuming full conversion of convertible securities as a percentage of diluted share capital (XI)	Number of Locked in Shares (xii)	Number of shares pledged or otherwise encumbered (xiii)		Number of equity shares held in dematerialised form (xiv)
								Class X	Class Y	Total				No. (a)	No. (Not applicable) (a)	
(d) Overseas Depositories (holding DRs) (Balancing figure)																
(e) Name		302	952062			952062	3.08	952062		3.08	NA	NA	NA	NA	955761	
(Specify)		18208	10815782			10815782	34.98	10815782		34.98	NA	NA	NA	NA	9302962	
Sub Total (B) (3)		18213	10823082			10823082	35.00	10823082		35.00					9302962	
Total Public Shareholding (B)=(1)+(B) (2)+(B)(3)		18224	30920000			30920000	100.00	30920000		100.00				7286405	29399880	
TOTAL: (A)+(B)																

Any Other*

Clearing Member	124	496340	1.61			496340	1.61									496340
Domestic Body Corporate	175	447881	1.45			447881	1.45									432680
Domestic Body Corporate-LLP	2	6741	0.02			6741	0.02									6741
Overseas Body Corporate	1	1100	0.00			1100	0.00									0.00
	302	952062	3.08			952062	3.08									935761




Table IV- Statement showing shareholding pattern of the Non Promoter-Non Public shareholder

Category & Name of the Shareholders (1)	PAN (ii)	No of Shareholders (iii)	No of fully paid up equity shares held (iv)	Partly paid up equity shares held (v)	No of shares underlying Depository Receipts (vi)	Total No of shares held (vii)=(iv)+(v)+(vi)	Shareholding % of calculated as per SCRR,1957 (viii) (As a % of (A+B+C2) (viii))	Number of Voting Rights held in each class of securities (ix)			No of Shares Underlying convertible securities(including Warrants) (X)	Total Shareholding as a % assuming full conversion of convertible securities(as a percentage of diluted share capital) (XI)	Number of Locked in Shares (xii)		Number of shares pledged or otherwise encumbered (xiii)		Number of equity shares held in dematerialised form (xiv) (Not applicable)
								No of Voting Rights		Total of Voting Rights			No. (Not applicable) (a)	As a % of total Shares held (b)	No. (Not applicable) (a)	As a % of total Shares held (Not applicable) (b)	
								Class X	Class Y								
(1) Custodian /DRHolder																	
(a) Holder if available			NA			NA											
(2) Employee Benefit Trust (under SEBI Share based employee Benefit)Regulations,2014)			NA			NA											
Name																	
Total Non-Promoter-Non Public shareholding (C)=(C1)+(C2)			NA			NA											

For PATSPIN INDIA LIMITED

Dipu George
 Dipu George
 (Deputy Company Secretary)
 (A 36716)