

1. Name of Listed Entity : **PATSPIN INDIA LIMITED**
2. Scrip Code/Name of Scrip/Class of Security: **EQUITY SHARES**
3. Shareholding Pattern filed under : Reg. 31(1)(a)/Reg.31(1)(b)/Reg.31(1)(c)
- a. If under 31(1)(b) then indicate the report for Quarter ending: 31.03.2019
- b. If under 31(1)(c) then indicate date of allotment/extinguishment

4. Declaration : The Listed entity is required to submit the following declaration to the extend of submission of information:

| Particulars | Yes*/No* |
|-------------------------------------------------------------------------------------------|----------|
| 1) Whether the Listed Entity has issued any partly paid up shares? | NO |
| 2) Whether the Listed Entity has issued any Convertible Securities or Warrants? | NO |
| 3) Whether the Listed Entity has any shares against which depository receipts are issued? | NO |
| 4) Whether the Listed Entity has any shares in locked-in? | NO |
| 5) Whether any shares held by Promoters are pledge or otherwise encumbered? | YES |



PATSPIN INDIA LIMITED

Table I – Summary Statement holding of specified securities

| Category (i) | Category of shareholder (ii) | No of Shareholders (iii) | No of fully paid up equity shares held (iv) | No of Partly paid up equity shares held (v) | No of underlying Depository Receipts (vi) | Total No of shares held (vii)=(iv)+(v)+(vi) | Shareholding as a % of total no. of shares (calculated as per SCRR, 1957) (viii) (As a % of (A+B+C2)) | Number of Voting Rights held in each class of securities (ix) | | | Total as a % of (A+B+C) | No of Underlying convertible securities (including Warrants) (X) | Shareholding as a % assuming full conversion of convertible securities (as a percentage of diluted share capital) (XI)=(VII)+(X) As a % of (A+B+C2) | Number of Locked in Shares (xii) | | Number of shares pledged or otherwise encumbered (xiii) | | Number of dematerialised equity shares held in form (xiv) |
|--------------|--------------------------------|--------------------------|---------------------------------------------|---------------------------------------------|-------------------------------------------|---------------------------------------------|-------------------------------------------------------------------------------------------------------|---------------------------------------------------------------|----------|--------|-------------------------|------------------------------------------------------------------|-----------------------------------------------------------------------------------------------------------------------------------------------------|----------------------------------|---------------------------------|---------------------------------------------------------|---------------------------------|-----------------------------------------------------------|
| | | | | | | | | Class X | Class Y | Total | | | | No. (a) | As a % of total Shares held (b) | No. (a) | As a % of total Shares held (b) | |
| (A) | Promoter & Promoter Group | 11 | 20096918 | - | - | 20096918 | 65.00 | 20096918 | 20096918 | 65.00 | - | 65.00 | - | - | - | 7286405 | 36.26 | 20096918 |
| (B) | Public | 17414 | 10823082 | - | - | 10823082 | 35.00 | 10823082 | 10823082 | 35.00 | - | 35.00 | - | - | - | NA | - | 9403468 |
| (C) | Non Promoter - Non Public | NA | - | - | - | - | - | - | - | - | - | - | - | - | - | - | - | - |
| (C1) | Share underling DRS | NA | - | - | - | - | - | - | - | - | - | - | - | - | - | - | - | - |
| (C2) | Shares held by Employee Trusts | NA | - | - | - | - | - | - | - | - | - | - | - | - | - | - | - | - |
| | Total: | 17425 | 30920000 | - | - | 30920000 | 100.00 | 30920000 | 30920000 | 100.00 | - | 100.00 | - | - | - | 7286405 | 23.57 | 29500386 |





Table II- Statement showing shareholding pattern of the Promoter & Promoter Group

| (1) | (a) | PAN (ii) | No of Shares held (iii) | No of Fully paid up equity shares held (iv) | No of Partly paid up equity shares held (v) | No of Depository Receipts (vi) | Total No of shares held (vii)=(iv)+(v)+(vi) | Shareholding as a % of total no. of shares (viii) (As a % of (A+B+C) 2) | Number of Voting Rights held in each class of securities (ix) | | | Total as a % of Total voting rights | No of convertible securities (including Warrants) (x) | Shareholding as a % assuming full conversion of convertible securities (as a % of capital) (XI)=(VII)+(X) (As a % of (A+B+C2)) | Number of Locked in Shares (xii) | As a % of total Shares held (b) | Number of shares pledged or otherwise encumbered (xiii) | As a % of total Shares held (b) | Number of dematerialized equity shares held in (xiv) | | |
|-----|----------------------------------------------|-------------|-------------------------|---------------------------------------------|---------------------------------------------|--------------------------------|---------------------------------------------|-------------------------------------------------------------------------|---------------------------------------------------------------|----------|-------|-------------------------------------|-------------------------------------------------------|--------------------------------------------------------------------------------------------------------------------------------|----------------------------------|---------------------------------|---------------------------------------------------------|---------------------------------|------------------------------------------------------|-------|----------|
| | | | | | | | | | Class X | Class Y | Total | | | | | | | | | | |
| (1) | Indian Individual/Hindu undivided family | | 6 | 80350 | | | 80350 | 0.26 | 80350 | 80350 | 0.26 | | | | | | | | 80350 | | |
| | Name | AABHB7996P | | 200 | | | 200 | 0.00 | 200 | 0.00 | | | | | | | | | | | |
| | Binod Kumar Padolia HUF | AFCR94070Q | | 400 | | | 400 | 0.00 | 400 | 0.00 | | | | | | | | | | | |
| | Ankur Padolia Binod Kumar Padolia | AFUPP3972R | | 34550 | | | 34550 | 0.11 | 34550 | 0.11 | | | | | | | | | | | |
| | Mala Padolia | AFXRPR306Q | | 500 | | | 500 | 0.00 | 500 | 0.00 | | | | | | | | | | | |
| | Pradha Padolia | AGPP7377F | | 33700 | | | 33700 | 0.11 | 33700 | 0.11 | | | | | | | | | | | |
| | Umang Padolia | ALTP0032D | | 11000 | | | 11000 | 0.04 | 11000 | 0.04 | | | | | | | | | | | |
| (b) | Central Government/Stage Government | | | | | | | | | | | | | | | | | | | | |
| | Name | | | | | | | | | | | | | | | | | | | | |
| (c) | Financial Institutions/Bank | | | | | | | | | | | | | | | | | | | | |
| | Name | | | | | | | | | | | | | | | | | | | | |
| | Any Other (Specify) | | 5 | 20016568 | | | 20016568 | 64.74 | 20016568 | 20016568 | 64.74 | | | | | | | | 20016568 | | |
| | BODIES CORPORATES | | | | | | | | | | | | | | | | | | | | |
| | Name | | | | | | | | | | | | | | | | | | | | |
| | Kerala State Industrial Development Corp.Ltd | AAACG39434D | | 2490000 | | | 2490000 | 8.05 | 2490000 | 8.05 | | | | | | | | | | | |
| | GTN Textiles Ltd | AAACG3925B | | 14287068 | | | 14287068 | 46.21 | 14287068 | 46.21 | | | | | | | | | 7386405 | | |
| | Umang Finance P Ltd | AAACU3865H | | 384900 | | | 384900 | 1.25 | 384900 | 1.25 | | | | | | | | | 51.00 | | |
| | Reskaypee Credit P Ltd | AAECB1926A | | 1366900 | | | 1366900 | 4.42 | 1366900 | 4.42 | | | | | | | | | | | |
| | Padolia Exports & Investments P Ltd | AAAGP7083D | | 1487700 | | | 1487700 | 4.81 | 1487700 | 4.81 | | | | | | | | | | | |
| | Sub Total(A)(i) | | 11 | 20096918 | | | 20096918 | 65.00 | 20096918 | 20096918 | 65.00 | | | | | | | | 7386405 | 36.26 | 20096918 |



| (i) Name of the Shareholders | (ii) PAN | (iii) No of Shares | (iv) No of fully paid up equity shares held | (v) No of Partly paid up equity shares held | (vi) No of Depository Receipts | (vii) Total No of shares held (vii)=(iv)+(v)+(vi) | Shareholding as a % of total no. of shares (calculated as per SCRR, 1957) (viii) As a % of (A+B+C) ² | (ix) Number of Voting Rights held in each class of securities | | | Total as a % of Total voting rights | (x) No of convertible Shares Underlying Outstanding Warrants (X) | Shareholding as a % assuming full conversion of convertible securities as a percentage of diluted share capital (XI)=(VII)+(X) As a % of (A+B+C2) | (xii) Number of Locked in Shares | | (xiii) Number of shares pledged or otherwise encumbered | (xiv) As a % of total Shares held | (xv) Number of equity shares held in dematerialised form |
|---------------------------------------------------------------|-------------|-----------------------|------------------------------------------------|------------------------------------------------|-----------------------------------|------------------------------------------------------|-----------------------------------------------------------------------------------------------------------------|------------------------------------------------------------------|----------|-------|-------------------------------------|---------------------------------------------------------------------|---------------------------------------------------------------------------------------------------------------------------------------------------|-------------------------------------|------------------------------------|------------------------------------------------------------|--------------------------------------|-------------------------------------------------------------|
| | | | | | | | | Class X | Class Y | Total | | | | (a) No. Locked in Shares | (b) As a % of total Shares held | | | |
| (1) Indian | | | | | | | | | | | | | | | | | | |
| (2) Foreign | | | | | | | | | | | | | | | | | | |
| (a) Individuals/Non-Resident Individual Foreign (Individuals) | | | | | | | | | | | | | | | | | | |
| Name | | | | | | | | | | | | | | | | | | |
| (b) Government | | | | | | | | | | | | | | | | | | |
| Name | | | | | | | | | | | | | | | | | | |
| (c) Institutions | | | | | | | | | | | | | | | | | | |
| Name | | | | | | | | | | | | | | | | | | |
| (d) Foreign Portfolio Investor | | | | | | | | | | | | | | | | | | |
| Name | | | | | | | | | | | | | | | | | | |
| (e) Any Other (Specify) | | | | | | | | | | | | | | | | | | |
| Sub-Total(A)(2) | | 0 | 0 | | | 0 | 0 | | | | | 0 | | | | | 0 | |
| Total: Shareholding of Promoter and Group(A)=(AY1)+(AY2) | | 11 | 20096918 | | | 20096918 | 65.00 | 20096918 | 20096918 | 65.00 | | 65.00 | | | 7286405 | 36.26 | 20096918 | |




Table III - Statement showing shareholding pattern of the Public Shareholder

| Category & Name of the Shareholders (i) | PAN (ii) | No of Share holder (iii) | No of fully paid up equity shares held (iv) | Partly paid up equity shares held (v) | No of shares underlying Depository Receipts (vi) | Total Nos shares held (vii)=(iv)+(v)+(vi) | Shareholding % calculated as per SCRR,1957 (viii) (As a % of (A+B+C2) (viii)) | Number of Voting Rights held in each class of securities (ix) | | | Total as a % of total Voting Rights (x) | No of Shares convertible including Warrants (x) | Total Shareholding as a % assuming full conversion of convertible securities(as a percentage of diluted share capital) (xi) | Number of Locked In Shares (xii) | | Number of shares pledged or otherwise encumbered (xiii) | | Number of equity shares held in dematerialised form (xiv) |
|-----------------------------------------|----------|--------------------------|---------------------------------------------|---------------------------------------|--------------------------------------------------|-------------------------------------------|-------------------------------------------------------------------------------|---------------------------------------------------------------|---------|-------|-----------------------------------------|-------------------------------------------------|-----------------------------------------------------------------------------------------------------------------------------|----------------------------------|---------------------------------|---------------------------------------------------------|--------------------------------------------------|-----------------------------------------------------------|
| | | | | | | | | Class X | Class Y | Total | | | | No. (a) | As a % of total Shares held (b) | No. (a) | As a % of total Shares held (Not applicable) (b) | |
| 1) Institutions | | | | | | | | | | | | | | | | | | |
| a) Mutual Funds/UTI | | 4 | 2600 | | | 2600 | 0.01 | 2600 | | 2600 | 0.01 | 0.01 | NA | NA | | | | 0 |
| b) Venture Funds | | | | | | | | | | | | | 0.00 | NA | | | | |
| c) Alternative Investment Funds | | | | | | | | | | | | | 0.00 | NA | | | | |
| d) Foreign Venture Capital Investors | | | | | | | | | | | | | 0.00 | NA | | | | |
| e) Foreign Portfolio Investors | | 1 | 59175 | | | 59175 | 0.19 | 59175 | | 59175 | 0.19 | 0.19 | NA | NA | | | | 59175 |
| f) Financial Institutions/Banks | | 1 | 4700 | | | 4700 | 0.02 | 4700 | | 4700 | 0.01 | 0.01 | NA | NA | | | | 0 |
| g) Insurance Companies | | | | | | | | | | | | | 0.00 | NA | | | | |
| h) Provident Funds/ Pension Funds | | | | | | | | | | | | | 0.00 | NA | | | | |
| i) Any Other (specify) | | | | | | | | | | | | | 0.00 | NA | | | | |
| Sub Total(BMI) | | 6 | 66475 | | | 66475 | 0.21 | 66475 | | 66475 | 0.21 | 0.21 | | | | | | 59175 |

| Category & Name of the Shareholders (i) | PAN (ii) | No of Shareholder (iii) | No of fully paid up equity shares held (iv) | Partly paid up equity shares held (v) | No of shares underlying Depository Receipts (vi) | Total Nos shares held (vii)=(iv)+(v)+(vi) | Shareholding % calculated as per SCRR, 1957 (viii) (As a % of (A+B+C2) (viii)) | Number of Voting Rights held in each class of securities (ix) | | | Total as a % of total Voting Rights | No of Underlying Outstanding convertible securities (including Warrants) (x) | Total Shareholding as a % assuming full conversion of convertible securities (as a percentage of diluted share capital) (xi) | Number of Locked in Shares (a) (xii) | As a % of total Shares held (b) (xii) | Number of shares pledged or otherwise encumbered (a) (xiii) | As a % of total Shares held (Not applicable) (b) (xiii) | Number of equity shares held in dematerialised form (xiv) |
|------------------------------------------------------------------------------------------------------------------------------------------------------------------------------------|-------------|-------------------------|---------------------------------------------|---------------------------------------|--------------------------------------------------|-------------------------------------------|--------------------------------------------------------------------------------|---------------------------------------------------------------|---------|-------|-------------------------------------|------------------------------------------------------------------------------|------------------------------------------------------------------------------------------------------------------------------|--------------------------------------|---------------------------------------|-------------------------------------------------------------|---------------------------------------------------------|-----------------------------------------------------------|
| | | | | | | | | Class X | Class Y | Total | | | | | | | | |
| 2) Central Government/ State Government (s)/ President of India | | | | | | | | | | | | | | | | | | |
| Name | | | | | | | | | | | | | | | | | | |
| Sub Total (B)(2) | | | | | | | | | | | | | | | | | | |
| 3) Non-Institutions | | | | | | | | | | | | | | | | | | |
| a) Individuals- i) Individual shareholders holding nominal share capital upto Rs.2 lakhs. ii. Individual shareholders holding nominal share capital in excess of Rs.2 lakhs. | | | | | | | | | | | | | | | | | | |
| | | 17192 | 7017763 | | | 7017763 | 22.70 | 7017763 | 7017763 | 22.70 | | 22.70 | NA | NA | | | 5621750 | |
| | | 30 | 3327435 | | | 3327435 | 10.76 | 3327435 | 3327435 | 10.76 | | 10.76 | NA | NA | | | 3327435 | |
| Name | | | | | | | | | | | | | | | | | | |
| Grace R Deora | AHHPD2035Q | | 616756 | | | 616756 | 1.99 | 616756 | 616756 | 1.99 | | | | | | | | |
| Subramanian P | AMDBFS8931K | | 1300390 | | | 1300390 | 4.21 | 1300390 | 1300390 | 4.21 | | | | | | | | |
| b) NBFCs registered with RBI | | | | | | | | | | | | | | | | | | |
| c) Employee Trusts | | | | | | | | | | | | | | | | | | |
| Name | | | | | | | | | | | | | | | | | | |



| (d) | Overseas Depositor(s) holding DRs) (Balancing figure) | PAN (ii) | No of Shares older (iii) | No of fully paid up equity shares held (iv) | Partly paid up equity shares held (v) | No of shares underlying Depository Receipts (vi) | Total Nos shares held (vii)=(iv)+(v)+(vi) | Sharehold ing % calculated as per SCRR,1957 (viii) (As a % of (A+B+C2) (viii)) | Number of Voting Rights held in each class of securities (ix) | | | Total as a % of total Voting Rights | No of Shares Underlying Outstanding convertible securities (including Warrants) (X) | Total Sharehold ing as a % assuming full conversion of convertible securities as a percentage of diluted share capital) (XI) | Number of Locked in Shares (xii) | As a % of total Shares res held (b) | No. (Non applicable) (xiii) | Number of shares pledged or otherwise encumbered (xiii) | As a % of total Shares held (Not applicable) (b) | Number of equity shares held in dematerialised form (xiv) |
|-----|-------------------------------------------------------|----------|--------------------------|---------------------------------------------|---------------------------------------|--------------------------------------------------|-------------------------------------------|--------------------------------------------------------------------------------|---------------------------------------------------------------|---------|----------|-------------------------------------|-------------------------------------------------------------------------------------|------------------------------------------------------------------------------------------------------------------------------|----------------------------------|-------------------------------------|-----------------------------|---------------------------------------------------------|--------------------------------------------------|-----------------------------------------------------------|
| | | | | | | | | | Class X | Class Y | Total | | | | | | | | | |
| (e) | Any Other* (specify) | | 186 | 411409 | | | 411409 | 1.33 | 411409 | | 411409 | 1.33 | NA | NA | NA | NA | 7286405 | 23.57 | 29500386 | |
| | Sub Total (B) (3) | | 17408 | 10756607 | | | 10756607 | 34.79 | 10756607 | | 10756607 | 34.79 | NA | NA | | | | | 9344293 | |
| | Total Public Shareholding (B)=(1)+(2)+(3) | | 17414 | 10823082 | | | 10823082 | 35.00 | 10823082 | | 10823082 | 35.00 | | | | | | | 9403468 | |
| | TOTAL: (A)+(B) | | 17424 | 30920000 | | | 30920000 | 100.00 | 30920000 | | 30920000 | 100.00 | | | | | | | 29500386 | |

Any Other*:

| | | | | | | | | | | | | | | | | | | | |
|-----------------------------|-----|--------|--|--------|--|--|--------|------|--|--|--|--|--|--|--|--|--|--|--------|
| Clearing Member | 47 | 96530 | | 96530 | | | 96530 | 0.32 | | | | | | | | | | | 96530 |
| Domestic Body Corporate | 135 | 309813 | | 309813 | | | 309813 | 1.00 | | | | | | | | | | | 294612 |
| Domestic Body Corporate LLP | 3 | 3966 | | 3966 | | | 3966 | 0.01 | | | | | | | | | | | 3966 |
| Overseas Body Corporate | 1 | 1100 | | 1100 | | | 1100 | 0.00 | | | | | | | | | | | 0.00 |
| | 186 | 411409 | | 411409 | | | 411409 | 1.33 | | | | | | | | | | | 387294 |





Table IV- Statement showing shareholding pattern of the Non Promoter-Non Public shareholder

| (1) | (a) | (ii) | (iii) | (iv) | (v) | (vi) | (vii)+(viii) | Shareholding % of (vii) as a % of (A+B+C2 (viii)) | (ix) | | | Total as a % of Voting Rights | (x) | (xi) | (xii) | (xiii) | (xiv) |
|-----|-----------------------------------------------------------------------------------|------|-------|------|-----|------|--------------|---------------------------------------------------|---------|---------|-------|-------------------------------|-----|------|-------|--------|-------|
| | | | | | | | | | Class X | Class Y | Total | | | | | | |
| (1) | Custodian /DRHolder | | | | | | | | | | | | | | | | |
| (a) | Name of DR Holder if available | | | NA | | | NA | | | | | | | | | | |
| (2) | Employee Benefit Trust (under SEBI Share based employee Benefit)Regulations,2014) | | | NA | | | NA | | | | | | | | | | |
| | Name | | | | | | | | | | | | | | | | |
| | Total Non-Promoter-Non Public shareholding (C)-(C1)+(C2) | | | NA | | | NA | | | | | | | | | | |

FOR PATSPININDA LIMITED


 Dipu George
 (Deputy Company Secretary)
 (A38718)