


1. Name of Listed Entity : **PATSPIN INDIA LIMITED**
2. Scrip Code/Name of Scrip/Class of Security: **EQUITY SHARES**
3. Shareholding Pattern filed under : Reg. 31(1)(a)/Reg.31(1)(b)/Reg.31(1)(c)
  - a. If under 31(1)(b) then indicate the report for Quarter ending: 30.09.2017
  - b. If under 31(1)(c) then indicate date of allotment/extinguishment

4. Declaration : The Listed entity is required to submit the following declaration to the extend of submission of information:

Particulars	Yes*/No*
1) Whether the Listed Entity has issued any partly paid up shares?	NO
2) Whether the Listed Entity has issued any Convertible Securities or Warrants?	NO
3) Whether the Listed Entity has any shares against which depository receipts are issued?	NO
4) Whether the Listed Entity has any shares in locked-in?	NO
5) Whether any shares held by Promoters are pledged or otherwise encumbered?	YES



PATSPIN INDIA LIMITED

Table I – Summary Statement holding of specified securities

Category (i)	Category of shareholder (ii)	No of Shareholders (iii)	No of fully paid up equity shares held (iv)	No of Partly paid up equity shares held (v)	No of shares underlying Depository Receipts (vi)	Total No of shares held (vii)=(iv)+(v)+(vi)	Shareholding as a % of total no. of shares (calculated as per SCRR, 1957) (viii) (As a % of (A+B+C2))	Number of Voting Rights held in each class of securities (ix)			No of Shares Underlying Outstanding convertible securities (including Warrants) (X)	Shareholding as a % assuming full conversion of convertible securities as a percentage of diluted share capital (XI)=(VII)+(X) As a % of (A+B+C2)	Number of Locked in Shares (xii)		Number of shares pledged or otherwise encumbered (xiii)		Number of equity shares held in dematerialised form (xiv)
								Class X	Class Y	Total			No. (a)	As a % of total Shares held (b)	No. (a)	As a % of total Shares held (b)	
(A)	Promoter & Promoter Group	11	20096918	-	-	20096918	65.00	20096918	-	-	65.00	7286405	36.26	20096918	-	-	20096918
(B)	Public	18129	10823082	-	-	10823082	35.00	10823082	-	-	35.00	NA	-	9270262	-	-	9270262
(C)	Non Promoter - Non Public	NA	-	-	-	-	-	-	-	-	-	-	-	-	-	-	-
(C1)	Share underlying DRs	NA	-	-	-	-	-	-	-	-	-	-	-	-	-	-	-
(C2)	Shares held by Employee Trusts	NA	-	-	-	-	-	-	-	-	-	-	-	-	-	-	-
	Total:	18140	30920000	-	-	30920000	100.00	30920000	-	-	100.00	7286405	23.57	29367180	-	-	29367180



Table II- Statement showing shareholding pattern of the Promoter & Promoter Group

& Name of the Shareholders (i)	PAN (ii)	No of Shareholders (iii)	No of fully paid up equity shares held (iv)	No of Partly paid up equity shares held (v)	No of shares underlying Depository Receipts (vi)	Total No of shares held (vii)=(iv)+(v)+(vi)	Shareholding as a % of total no. of shares (calculated as per SCRR, 1957) (viii) (As a % of (A+B+C 2))	Number of Voting Rights held in each class of securities (ix)			Shareholding as a % assuming full conversion of convertible securities (as a percentage of diluted share capital) (X)=(VII)+(X) As a % of (A+B+C2)	Number of Locked in Shares (xii)		Number of shares pledged or otherwise encumbered (xiii)	Number of equity shares held in dematerialised form (xv)	
								Class X	Class Y	Total		No. (a)	As a % of total Shares held (b)			
(i) Indian Individual/Hindu undivided family		6	80350			80350	0.26	80350		0.26					80350	
Name																
Binod Kumar Patodia HUF	AABHB796P		200			200	0.00									
Aakur Patodia	AFKPP4070Q		400			400	0.00									
Binod Kumar Patodia	AFUPP3972R		34550			34550	0.11									
Maia Patodia	AFXP2306Q		500			500	0.00									
Prabha Patodia	AGIP3737F		33700			33700	0.11									
Umang Patodia	AJTPP032D		11000			11000	0.04									
(b) Central Government/Stage Government																
Name																
(c) Financial Institutions/Bank																
Name																
Any Other (Specify)		5	20016568			20016568	64.74	20016568		64.74			7286405	36.40	20016568	
BODIES CORPORATES																
Name																
Kerala State Industrial Development Corp.Ltd	AAACK9434D		2490000			2490000	8.05									
Umang Finance P Ltd	AACCG3925B		14287068			14287068	46.21						7286405	51.00		
Beekaypee Credit P Ltd	AAACU3866H		384900			384900	1.25									
Patodia Exports & Investments P Ltd	AABCB1926A		1366900			1366900	4.42									
Sub Total(A)(i)		11	20096918			20096918	65.00	20096918		65.00			7286405	36.26	20096918	



& Name of the Shareholders (i)	PAN (ii)	No of Shareholders (iii)	No of fully paid up equity shares held (iv)	No of Partly paid up equity shares held (v)	No of shares underlying Depository Receipts (vi)	Total No of shares held (vii)=(iv)+(vi)	Shareholding as a % of total no. of shares (calculated as per SCRR, 1957) (viii) (As a % of (A+B+C) 2)	Number of Voting Rights held in each class of securities (ix)			Shareholding as a % assuming full conversion of convertible securities (as a percentage of diluted share capital) (XI)=(VII)+(X) As a % of (A+B+C2)	Number of Locked in Shares (xii)		Number of shares pledged or otherwise encumbered (xiii)		Number of equity shares held in dematerialised form (xiv)
								Class X	Class Y	Total		No. (a)	As a % of total Shares held (b)	No. (a)	As a % of total Shares held (b)	
(f) Indian																
(g) Foreign																
(h) Individuals (Non-Resident individual / Foreign individuals)																
(i) Name																
(j) Government																
(k) Name																
(l) Institutions																
(m) Name																
(n) Foreign Portfolio Investor																
(o) Name																
(p) Any Other (Specify)																
Sub-Total(A)(2)		0	0			0	0								0	
Total: Shareholding of Promoter and Promoter Group(A)= (A)(1)+(A)(2)		11	20096918			20096918	65.00							7286405	36.26	20096918






Table III- Statement showing shareholding pattern of the Public Shareholder

Category & Name of the Shareholders (i)	PAN (ii)	No of Shareholder (iii)	No of fully paid up equity shares held (iv)	Partly paid up equity shares held (v)	No of shares underlying Depository Receipts (vi)	Total Nos shares held (vii)=(iv)+(v)+(vi)	Shareholding % as per SCRR,1957 (viii) (As a % of (A+B+C2) (viii))	Number of Voting Rights held in each class of securities (ix)			No of Shares Underlying convertible securities/(incl Warrants) (X)	Total Shareholding as a % assuming full conversion of convertible securities(as a percentage of diluted share capital) (XI)	Number of Locked in Shares (xii)		Number of shares pledged or otherwise encumbered (xiii)		Number of equity shares held in dematerialised form (xiv)	
								Class X	Class Y	Total			No. (a)	As a % of total Shares held (b)	No. (Not applicable) (a)	As a % of total Shares held (Not applicable) (b)		
1) Institutions																		
a) Mutual Funds/UTI		4	2600			2600	0.01	2600			2600	0.01	NA	NA	NA	NA	0	
b) Venture Funds												0.00	NA	NA	NA			
c) Alternative Investment Funds												0.00	NA	NA	NA			
d) Foreign Venture Capital Investors												0.00	NA	NA	NA			
e) Foreign Portfolio Investors													NA	NA	NA			
f) Financial Institutions/Banks		1	4700			4700	0.01	4700			4700	0.01	NA	NA	NA	NA	0	
g) Insurance Companies												0.00	NA	NA	NA			
h) Provident Funds/Pension Funds												0.00	NA	NA	NA			
i) Any Other (specify)												0.00	NA	NA	NA			
Sub Total(B)(I)		5	7300			7300	0.02	7300			7300	0.02					0	



Category & Name of the Shareholders (i)	PAN (ii)	No of Shareholder (iii)	No of fully paid up equity shares held (iv)	Partly paid up equity shares held (v)	No of shares underlying Depository Receipts (vi)	Total Nos shares held (vii)=(iv)+(v)+(vi)	Shareholding % calculated as per SCRR, 1957 (viii) (As a % of (A+B+C2) (viii))	Number of Voting Rights held in each class of securities (ix)			No of Shares Underlying Outstanding convertible securities (including Warrants) (X)	Total Shareholding as a % assuming full conversion of convertible securities (as a percentage of diluted share capital) (XI)	Number of Locked in Shares (xii)		Number of shares pledged or otherwise encumbered (xiii)		Number of equity shares held in dematerialised form (xiv)
								Class X	Class Y	Total			No. (a)	As a % of total Shares held (b)	No. (Not applicable) (a)	As a % of total Shares held (Not applicable) (b)	
2) Central Government/ State Government (s)/President of India																	
Name																	
Sub Total (B)(2)																	
3) Non-institutions																	
a) i) Individual shareholders holding nominal share capital upto Rs.2 lakhs.		17813	7049742			7049742	22.80	7049742		7049742		22.80	NA	NA	NA	5520323	
ii) Individual shareholders holding nominal share capital in excess of Rs.2 lakhs.		27	3083099			3083099	9.97	3083099		3083099		9.97	NA	NA	NA	3083099	
Name																	
Ramu Sitaran	AAMFD2141H		477672			477672	1.54	477672		477672		1.54					
Deora																	
Subramanian P.	AMBFS931K		1305790			1305790	4.22	1305790		1305790		4.22					
b) NBFCs registered with RBI																	
Employee Trusts																	
Name																	



Category & Name of the Shareholders (i)	PAN (ii)	No of Shareholder (iii)	No of fully paid up equity shares held (iv)	Partly paid up equity shares held (v)	No of shares underlying Depository Receipts (vi)	Total Nos shares held (vii)=(iv)+(v)+(vi)	Shareholding % calculated as per SCRR-1957 (viii) (As a % of (A+B+C2) (viii))	Number of Voting Rights held in each class of securities (ix)		Total Shareholding assuming full conversion of convertible securities (a percentage of diluted share capital) (XI)	Number of Shares Locked in Shares (xii)		Number of shares pledged or otherwise encumbered (xiii)		Number of equity shares held in dematerialised form (xiv)	
								No of Class X	Total		No. (a)	As a % of total Shares held (Not applicable) (b)	No. (Not applicable) (a)	As a % of total Shares held (Not applicable) (b)		
(d) Overseas Depositories (holding DRs) (Balancing figure)																
(e) Any Other* (specify)		284	682941			682941	2.21	682941	2.21	2.21	NA	NA	NA	NA	666640	
Sub Total (B) (3)		18124	10815782			10815782	34.98	10815782	34.98	34.98	NA	NA	NA	NA	9270262	
Total Public Shareholding (B)=(1)+(B) (2)+(B)(3)		18129	10823082			10823082	35.00	10823082	35.00	35.00					9270262	
TOTAL: (A)+(B)		18140	30920000			30920000	100.00	30920000	100.00	100.00			7286405	23.57	29367180	

**Any Other\***


Clearing Member	104	177526				177526	0.58										177526	
Domestic Body Corporate	178	500515				500515	1.62											485314
Domestic Body Corporate-LLP	1	3800				3800	0.01											3800
Overseas Body Corporate	1	1100				1100	0.00											0.00
	284	682941				682941	2.21											666640



Table IV- Statement showing shareholding pattern of the Non Promoter-Non Public shareholder

Category & Name of the Shareholders (1)	PAN (ii)	No of Shareholders (iii)	No of fully paid up equity shares held (iv)	Partly paid up equity shares held (v)	No of shares underlying Depository Receipts (vi)	Total No of shares held (vii)=(iv)+(v)+(vi)	Shareholding % of calculated as per SCRR,1957 (viii) (As a % of (A+B+C2 (viii))	Number of Voting Rights held in each class of securities (ix)			No of Shares Underlying convertible securities (including Warrants) (X)	Total Shareholding as a % assuming full conversion of convertible securities (as a percentage of diluted share capital) (XI)	Number of Locked in Shares (xii)		Number of shares pledged or otherwise encumbered (xiii)		Number of equity shares held in dematerialised form (xiv) (Not applicable)
								No of Class X	No of Class Y	Total as a % of Voting Rights			No. (a)	As a % of total Shares held (b)	No. (Not applicable) (a)	As a % of total Shares held (Not applicable) (b)	
(1) Custodian /DRHolder																	
(a) Name of DR Holder if available			NA			NA											
(2) Employee Benefit Trust ( under SEBI Share based employee Benefit) Regulations,2014			NA			NA											
Name																	
Total Non-Promoter-Non Public shareholding (C)=(C1)+(C2)			NA			NA											

For PATSPIN INDIA LIMITED

  
 Dipu George  
 (Deputy Company Secretary)  
 (A.36716)