

1. Name of Listed Entity : **GTN TEXTILES LIMITED**
2. Scrip Code/Name of Scrip/Class of Security: **EQUITY SHARES**
3. Shareholding Pattern filed under : Reg. 31(1)(a)/Reg.31(1)(b)/Reg.31(1)(c)
  - a. If under 31(1)(b) then indicate the report for Quarter ending: 31.03.2017
  - b. If under 31(1)(c) then indicate date of allotment/extinguishment

4. Declaration : The Listed entity is required to submit the following declaration to the extend of submission of information:

	Particulars	Yes*/No*
1)	Whether the Listed Entity has issued any partly paid up shares?	NO
2)	Whether the Listed Entity has issued any Convertible Securities or Warrants?	NO
3)	Whether the Listed Entity has any shares against which depository receipts are issued?	NO
4)	Whether the Listed Entity has any shares in locked-in?	NO
5)	Whether any shares held by Promoters are pledge or otherwise encumbered?	NO




Table I – Summary Statement holding of specified securities

Category (i)	Category of shareholder (ii)	No of Shareholders (iii)	No of fully paid up equity shares held (iv)	No of Partly paid up equity shares held (v)	No of shares underlying Depository Receipts (vi)	Total No of shares held (vii)=(iv)+(v)+(vi)	Shareholding as a % of total no. of shares (calculated as per SCRR, 1957) (viii) (As a % of (A+B+C2))	Number of Voting Rights held in each class of securities (ix)			No of Shares Underlying Outstanding convertible securities/infruct Warrants (X)	Shareholding as a % assuming full conversion of convertible securities as a percentage of diluted share capital (XI)=(VII)+(X) As a % of (A+B+C2)	Number of Locked in Shares (xii)		Number of shares pledged or otherwise encumbered (xiii)		Number of dematerialised equity shares held in form (xiv)
								No of Voting Rights Class X	Class Y	Total			No. (a)	As a % of total Shares held (b)	No. (a)	As a % of total Shares held (b)	
(A)	Promoter & Promoter Group	10	7351939	-	-	7351939	63.16	7351939	-	7351939	63.16	NA	-	NA	-	7351939	
(B)	Public	23536	4288539	-	-	4288539	36.84	4288539	-	4288539	36.84	NA	-	NA	-	3787052	
(C)	Non Promoter - Non Public	NA	-	-	-	-	-	-	-	-	-	-	-	-	-	-	
(C1)	Share underlying DRs	NA	-	-	-	-	-	-	-	-	-	-	-	-	-	-	
(C2)	Shares held by Employee Trusts	NA	-	-	-	-	-	-	-	-	-	-	-	-	-	-	
	Total:	23546	11640478	-	-	11640478	100.00	11640478	-	11640478	100	-	-	-	-	11138991	





Table II - Statement showing shareholding pattern of the Promoter & Promoter Group

(1)	(a)	Category & Name of the Shareholders (i)	PAN (ii)	No of Shares held (iii)	No of fully paid up equity shares held (iv)	No of Partly paid up equity shares held (v)	No of shares underlying Depository Receipts (vi)	Total No of shares held (vii)=(iv)+(v)+(vi)	Shareholding as a % of total no. of shares (calculated as per SCRR,1957) (viii) (As a % of (A+B+C2))	Number of Voting Rights held in each class of securities (ix)			Total as a % of Total voting rights	No of Outstanding Shares (including Warrants) (x)	Shareholding as a % assuming full conversion of convertible securities (as a diluted share capital) (XI)=(VII)+(X) As a % of (A+B+C2)	Number of Locked in Shares (xii)		Number of shares pledged or otherwise encumbered (xiii)		Number of equity shares held in dematerialised form (xiv)
										Class X	Class Y	Total				No. (a)	As a % of total Shares held (b)	No. (a)	As a % of total Shares held (b)	
(1)		Indian																		
	(a)	Individual/ Hindu Undivided Family		7	5022089			5022089	43.14	5022089		5022089	43.14		43.14					5022089
		Binod Kumar Patodia	AFUPP97ZR		1195580			1195580	10.27			1195580	10.27							
		Umang Patodia	AJTPP0032D		835120			835120	7.18			835120	7.18							
		Ankur Patodia	AFKPP4070Q		732331			732331	6.29			732331	6.29							
		Prabha Patodia	AGIPB3737F		682418			682418	5.86			682418	5.86							
		Swati Patodia	AGRPB5233B		260000			260000	2.23			260000	2.23							
		Mala Patodia	AFYPP2306Q		157760			157760	1.36			157760	1.36							
		Binod Kumar Patodia HUF	AAHBH7996P		1158880			1158880	9.96			1158880	9.96							
	b	Central Government/ Stage Government																		
		Name (s)																		
	c	Financial Institutions/ Bank																		
		Name																		
	d	Any Other (Specify)		3	2329850			2329850	20.02	2329850		2329850	20.02		20.02					2329850
		BODIES CORPORATE																		
		Name																		
		Beekayjee Credit P Ltd	AAACB1926A		822311			822311	7.06			822311	7.06							
		Umang Finance P Ltd	AAACU3866H		733052			733052	6.30			733052	6.30							
		Parodia Exports & Investments P Ltd	AAABCP7088D		774487			774487	6.65			774487	6.65							



Category & Name of the Shareholders (i)	PAN (ii)	No of Share holder (iii)	No of fully paid up equity shares held (iv)	No of Partly paid up equity shares held (v)	No of shares underlying Depository Receipts (vi)	Total No of shares held (vii)=(iv)+(v)+(vi)	Shareholding as a % of total no. of shares (viii) (As a % of (A+B+C2) calculated as per SCRR,1957)	Number of Voting Rights held in each class of securities (ix)			No of Shares Underlying Outstanding convertible securities (including Warrants) (X)	Shareholding as a % assuming full conversion of convertible securities/as a percentage of diluted share capital (XI)=(VII)+(X) As a % of (A+B+C2)	Number of Locked in Shares (xii)		Number of shares pledged or otherwise encumbered (xiii)	Number of equity shares held in dematerialised form (xiv)
								Class X	Class Y	Total			No. (a)	As a % of total Shares held (b)		
(i) Indian																
Sub Total(A)(1)		10	7351939			7351939	63.16	7351939		7351939	63.16					7351939
2 Foreign																
a) Individual (Non-Resident Individual /Foreign Individuals)																
Name																
b) Government																
Name																
c) Institutions																
Name																
d) Foreign Portfolio Investor																
Name																
e) Any Other (Specify)																
Name																
Sub-Name																
Total(A)(2)		10	7351939			7351939	63.16	7351939		7351939	63.16					7351939
Total: Shareholding of Promoter and Promoter Group(A)= (A)(1)+(A)(2)																


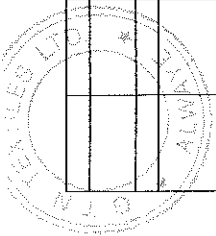


Table III- Statement showing shareholding pattern of the Public Shareholder

(1)	Category & Name of the Shareholders (i)	PAN (ii)	No of Shareholder (iii)	No of fully paid up equity shares held (iv)	Partly paid up equity shares held (v)	No of shares underlying Depository Receipts (vi)	Total Nos shares held (vii)=(iv)+(v)+(vi)	Shareholding % as calculated per SCRR, 1957 (viii) (As a % of (A+B+C2) (viii))	Number of Voting Rights held in each class of securities (ix)			Total as a % of total Voting Rights	No of Shares Underlying Outstanding convertible securities (including Warrants) (X)	Total Shareholding as a % assuming full conversion of convertible securities (as a percentage of diluted share capital) (XI)	Number of Locked in Shares (xii)		Number of shares pledged or otherwise encumbered (xiii)		Number of equity shares held in dematerialised form (xiv)
									Class X	Class Y	Total				No. (a)	As a % of total Shares held (b)	No. (Not applicable) (a)	As a % of total Shares held (Not applicable) (b)	
(a)	Institutions Mutual Funds/UTI		9	1786			1786	0.01	1786		1786	0.01		0.01	NA	NA	NA	NA	300
(b)	Name of Venture Funds													0.00	NA	NA	NA	NA	
(c)	Name of Alternative Investment Funds													0.00	NA	NA	NA	NA	
(d)	Name of Foreign Venture Capital Investors													0.00	NA	NA	NA	NA	
(e)	Name of Foreign Portfolio Investors														NA	NA	NA	NA	
(f)	Name of Financial Institutions/Banks		2	842			842	0.01	842		842	0.01		0.01	NA	NA	NA	NA	800
(g)	Name of Insurance Companies		3	87377			87377	0.75	87377		87377	0.75		0.75	NA	NA	NA	NA	87377
(h)	Name of Provident Funds/ Pension Funds													0.00	NA	NA	NA	NA	
(i)	Name of Any Other (specify)													0.00	NA	NA	NA	NA	
	Sub Total(B)(1)		14	90005			90005	0.77	90005		90005	0.77		0.77					88377
(2)	Central Government/ State Government (s)/President of India																		
	Sub Total (B)(2)																		



(3)	Non-Institutions	Category & Name of the Shareholders (i)	PAN (ii)	No of Shareholding (iii)	No of fully paid up equity shares held (iv)	Partly paid up equity shares held (v)	No of shares underlying Depository Receipts (vi)	Total Nos shares held (vii)=(iv)+(v)+(vi)	Shareholding % (viii) (As a % of (A+B+C2) SCRR, 1997)	Number of Voting Rights held in each class of securities (ix)			No of convertible securities/Underlying Warrants (X)	Total Shareholding as a % assuming full conversion of convertible securities (as a percentage of diluted share capital) (XI)	Number of Locked in Shares (xii)		Number of shares pledged or otherwise encumbered (xiii)	Number of equity shares held in dematerialised form (xiv)	
										Class X	Class Y	Total			No. (a)	As a % of total Shares held (b)			No. (Not applicable) (a)
a)	Individuals	i) Individual shareholders holding nominal share capital upto Rs.2 lakhs. ii. Individual shareholders holding nominal share capital in excess of Rs.2 lakhs.																	
				23214	3008069			3008069	25.84	3008069	3008069	3008069	25.84	25.84	NA	NA	NA	2522001	
				11	756246			756246	6.50	756246	756246	756246	6.50	6.50	NA	NA	NA	756246	
		Name	ACLP51218D		240879			240879		240879	240879	240879							
		Vardana Sehgal	ADYPP1081E		117742			117742		117742	117742	117742							
b)	NBFCs registered with RBI																		
c)	Employee Trusts														NA	NA			
d)	Overseas Depositors (holding DRs) (Balancing figure)																		
e)	Any Other* (specify)			297	434219			434219	3.73	434219	434219	434219	3.73	3.73	NA	NA			420428
		Sub Total		23522	4198534			4198534	36.07	4198534	4198534	4198534	36.07	36.07	NA	NA			3698675
		Total Public Shareholding (B)=(B)(1)+(B)(2)+(B)(3)		23536	4288539			4288539	36.84	4288539	4288539	4288539	36.84	36.84					3787052
		TOTAL: (A)+(B)		23546	11640478			11640478	100.00	11640478	11640478	11640478	100.00	100.00					11138991
		Overseas Depositors (holding DRs) (Balancing figure)																	
<b>Any Other*</b>																			
		Cleaning Member		92	205966			205966	1.77										205966
		Domestic Body Corporate		199	226153			226153	1.94										214282
		Foreign Institutional Institution		5	1900			1900	0.02										0
		TRUST		1	200			200	0.00										200
		Total:		297	434219			434219	3.73										420428

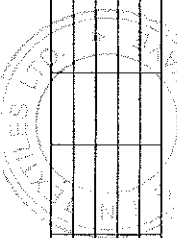


Table IV - Statement showing shareholding pattern of the Non Promoter-Non Public shareholder

Category and Name of the Shareholders	PAN (ii)	No of Shareholders (iii)	No of fully paid up equity shares held (iv)	Partly paid up equity shares held (v)	No of shares underlying Depository Receipts (vi)	Total No of shares held (vii)=(iv)+(v)+(vi)	Shareholding % of (As a % of (A+B+C2 (viii))	Number of Voting Rights held in each class of securities (ix)			Total Voting Rights as a % of Total Voting Rights	No of Shares Underlying convertible securities (including Warrants) (x)	Total Shareholding as a % assuming full conversion of convertible securities (as a percentage of diluted share capital) (xi)	Number of Locked in Shares (xii)		Number of shares pledged or otherwise encumbered (xiii)	As a % of total Shares held (Not applicable)	Number of equity shares held in demerit form (xiv) (Not applicable)
								Class X	Class Y	Total				No.	As a % of total Shares held			
1) Custodian /DRHolder																		
2) Name of DR Holder if available			NA			NA												
Employee Benefit Trust (under SEBI Share based employee Benefit)Regulations,2014)			NA			NA												
Total Non-Promoter+Non Public shareholding, (C)=(C1)+(C2)			NA			NA												

**FOR GTN TEXTILES LIMITED**

*(Signature)*

**E. K. BALAKRISHNAN**  
Vice President (Corporate Affairs)  
& Company Secretary