


1. Name of Listed Entity : **GTN TEXTILES LIMITED**
2. Scrip Code/Name of Scrip/Class of Security: **EQUITY SHARES**
3. Shareholding Pattern filed under : Reg. 31(1)(a)/Reg.31(1)(b)/Reg.31(1)(c)
 - a. If under 31(1)(b) then indicate the report for Quarter ending: 31.12.2017
 - b. If under 31(1)(c) then indicate date of allotment/extinguishment

4. Declaration : The Listed entity is required to submit the following declaration to the extend of submission of information:

Particulars	Yes*/No*
1) Whether the Listed Entity has issued any partly paid up shares?	NO
2) Whether the Listed Entity has issued any Convertible Securities or Warrants?	NO
3) Whether the Listed Entity has any shares against which depository receipts are issued?	NO
4) Whether the Listed Entity has any shares in locked-in?	NO
5) Whether any shares held by Promoters are pledge or otherwise encumbered?	NO



GTN TEXTILES LIMITED

Table I – Summary Statement holding of specified securities

Category (i)	Category of shareholder (ii)	No of Shareholders (iii)	No of fully paid up equity shares held (iv)	No of Partly paid up equity shares held (v)	No of shares underlying Depository Receipts (vi)	Total No of shares held (vii)=(iv)+(v)+(vi)	Shareholding as a % of total no. of shares (calculated as per SCRR, 1957) (viii) (As a % of (A+B+C2))	Number of Voting Rights held in each class of securities (ix)			Shareholding as a % assuming full conversion of convertible securities as a percentage of diluted share capital (X)=(VII)+(X) As a % of (A+B+C2)	Number of Shares Locked in Shares (xii)		Number of shares pledged or otherwise encumbered (xiii)		Number of equity shares held in dematerialised form (xiv)
								Class X	Class Y	Total		No. (a)	% of total Shares held (b)	No. (a)	% of total Shares held (b)	
(A)	Promoter & Promoter Group	10	7351939	-	-	7351939	63.16	7351939	-	7351939	63.16	NA	-	NA	-	7351939
(B)	Public	23829	4288539	-	-	4288539	36.84	4288539	-	4288539	36.84	NA	-	NA	-	3791942
(C)	Non Promoter - Share underling DRS	NA	-	-	-	-	-	-	-	-	-	-	-	-	-	-
(C1)	Share underling DRS	NA	-	-	-	-	-	-	-	-	-	-	-	-	-	-
(C2)	Shares held by Employee Trusts	NA	-	-	-	-	-	-	-	-	-	-	-	-	-	-
	Total:	23839	11640478	-	-	11640478	100.00	11640478	-	11640478	100.00	-	-	-	-	11143881





Table II- Statement showing shareholding pattern of the Promoter & Promoter Group

Category & Name of the Shareholders (i)	PAN (ii)	No of Share holders (iii)	No of fully paid up equity shares held (iv)	No of Partly paid up equity shares held (v)	No of shares held underlying Depository Receipts (vi)	Total No of shares held (vii)=(iv)+(v)+(vi)	Shareholding as a % of total no. of shares (calculated as per SCRR, 1957) (viii) (As a % of (A+B+C2))	Number of Voting Rights held in each class of securities (ix)			Shareholding as a % assuming full conversion of convertible securities (as a percentage of diluted share capital) (XI)=(VII)+(X) As a % of (A+B+C2)	Number of Locked in Shares (xii)		Number of shares pledged or otherwise encumbered (xiii)		Number of equity shares held in dematerialised form (xiv)
								Class X	Class Y	Total		No. (a)	As a % of total Shares held (b)	No. (a)	As a % of total Shares held (b)	
(a) Indian Individual/Hindu Undivided Family		7	5022089			5022089	43.14	5022089		43.14						5022089
Name																
Binod Kumar Patodia	AFUPP3972R		1195580			1195580	10.27									
Umang Patodia	AJPP0032D		835120			835120	7.18									
Ankur Patodia	AFCPA070Q		732331			732331	6.29									
Prebha Patodia	AGIPP3737F		682418			682418	5.86									
Swati Patodia	AGRPP225B		260000			260000	2.23									
Mala Patodia	AFXP2306Q		157760			157760	1.36									
Binod Kumar Patodia HUF	AABHB7996P		1158880			1158880	9.96									
(b) Central Government/ State Government (s)																
Name																
Financial Institutions/ Bank																
Name																
(c) Any Other (Specify)		3	2329850			2329850	20.02	2329850		20.02						2329850
RODIES CORPORATE																
Name																
Beekaypee Credit P Ltd	AABCBI926A		822311			822311	7.06									
Umang Finance P Ltd	AAACU3866H		733052			733052	6.30									
Patodia Exports & Investments P Ltd	AABCP7088D		774487			774487	6.65									



Category & Name of the Shareholders (i)	PAN (ii)	No of Share holders (iii)	No of fully paid up equity shares held (iv)	No of Partly paid up equity shares held (v)	No of shares underlying Depository Receipts (vi)	Total No of shares held (vii)=(iv)+(v)+(vi)	Shareholding as a % of total no. of shares (calculated as per SCRR,1957) (viii) (As a % of (A+B+C2))	Number of Voting Rights held in each class of securities (ix)		No of Shares Underlying Outstanding convertible securities (including Warrants) (X)	Shareholding as a % assuming full conversion of convertible securities(as a percentage of diluted share capital) (XI)=(VII)+(X) As a % of (A+B+C2)	Number of Locked in Shares (xii)		Number of shares pledged or otherwise encumbered (xiii)		Number of equity shares held in dematerialised form (xiv)	
								Class X	Class Y			Total	No. (a)	As a % of total Shares held (b)	No. (a)		As a % of total Shares held (b)
(i) Indian		10	7351939			7351939	63.16	7351939			63.16					7351939	
Sub Total(A)(i)																	
2 Foreign																	
a) Individuals (Non-Resident individual /Foreign individuals)																	
Name																	
b) Government																	
Name																	
c) Institutions																	
Name																	
d) Foreign Portfolio Investor																	
Name																	
e) Any Other (Specify)																	
Name																	
Sub-Total(A)(2)																	
Total: Shareholding of Promoter and Promoter Group(A)=(A)(i)+(A)(2)		10	7351939			7351939	63.16	7351939			63.16					7351939	






Table III- Statement showing shareholding pattern of the Public Shareholder

Category & Name of the Shareholders (i)	PAN (ii)	No of Share holder (iii)	No of fully paid up equity shares held (iv)	Partly paid up equity shares held (v)	No of shares underlying Depository Receipts (vi)	Total Nos shares held (vii)=(iv)+(v)	Shareholding % calculated as per SCRR,1957 (As a % of (A+B+C2) (viii))	Number of Voting Rights held in each class of securities (ix)			No of Shares Underlying convertible securities (including Warrants) (X)	Total Shareholding as a % assuming full conversion of convertible securities (as a percentage of diluted share capital) (XI)	Number of Locked in Shares (xii)		Number of shares pledged or otherwise encumbered (xiii)		Number of equity shares held in demat form (xiv)	
								Class X	Class Y	Total			As a % of total Shares held (a)	As a % of total Shares held (Not applicable) (b)				
(1)																		
(a) Institutions		9	1786			1786	0.01	1786		1786	0.01		NA	NA	NA		300	
(b) Mutual Funds/UTI Name													NA	NA	NA			
(c) Venture Funds Name													NA	NA	NA			
(d) Alternative Investment Funds Name													NA	NA	NA			
(e) Foreign Venture Capital Investors Name													NA	NA	NA			
(f) Foreign Portfolio Investors Name		2	842			842	0.01	842		842	0.01		NA	NA	NA		800	
(g) Financial Institutions/Banks Name		3	87377			87377	0.75	87377		87377	0.75		NA	NA	NA		87277	
(h) Insurance Companies Name													NA	NA	NA			
(i) Provident Funds/Pension Funds Any Other (Specify) Name													NA	NA	NA			
Sub Total(B)(1)		14	90005			90005	0.77	90005		90005	0.77		NA	NA	NA		88377	
(2) Central Government/State Government (s)/President of India Name																		
Sub Total (B)(2)																		





Category & Name of Shareholders (i)	PAN (ii)	No of Shareholder (iii)	No of fully paid up equity shares held (iv)	Partly paid up equity shares held (v)	No of shares underlying Depository Receipts (vi)	Total Nos shares held (vii)=(iv)+(v)+(vi)	Shareholding % (viii) calculated as per SCRR, 1957 (As a % of (A+B+C2) (viii))	Number of Voting Rights held in each class of securities (ix)			No of Shares Underlying Outstanding convertible securities (including Warrants) (X)	Shareholding as a % assuming full conversion of convertible securities (as a percentage of diluted share capital) (XI)	Number of Locked in Shares (xii)		Number of shares pledged or otherwise encumbered (xiii)	Number of equity shares held in dematerialised form (xiv)
								Class X	Class Y	Total			No. (a)	As a % of total Shares held (b)		
(3) Non-institutions																
a) Individuals-																
i) Individual shareholders holding nominal share capital upto Rs.2 lakhs.		23522	3329852	-	-	3329852	28.60	3329852	-	3329852	28.60	NA	NA	NA	2848674	
ii. Individual shareholders holding nominal share capital in excess of Rs.2 lakhs.		8	352509	-	-	352509	3.03	352509	-	352509	3.03	NA	NA	NA	352509	
Name																
Tanvi Jignesh Mehta	AAPFD1519C		136829	-	-	136829	1.18	136829		136829	1.18					
Tradefin Exim India Pvt Ltd	AAVFR3613D		144000	-	-	144000	1.24	144000		144000	1.24					
NBFCs registered with RBI		2	17251	-	-	17251	0.15	17251	-	17251	0.15	NA	NA	NA	17251	
c) Employee Trusts																
Name																
Overseas Depositories (holding DRs) (Balancing figure)																
Name																
Any Other* (specify)		283	498922	-	-	498922	4.29	498922		498922	4.29	NA	NA	NA	485131	
Sub Total (B) (3)		23815	4198534	-	-	4198534	36.07	4198534		4198534	36.07				3703565	
Total Public Shareholding (B)=(1)+(B) (2)+(B)(3)		23829	4288539	-	-	4288539	36.84	4288539		4288539	36.84				3791942	
TOTAL: (A)+(B)		23839	11640478	-	-	11640478	100.00	11640478		11640478	100.00				11143881	
Overseas Depositories (holding DRs) (Balancing figure)																
ANY OTHER*																
Clearing Member		92	99181	-	-	99181	0.85				0.85				99181	
Domestic Body Corporate		185	397641	-	-	397641	3.42				3.42				385750	
Foreign Institutional Institution		5	1900	-	-	1900	0.02				0.02				0	
TRUST		1	200	-	-	200	0.00				0.00				200	
Total:		283	498922	-	-	498922	4.29				4.29				485131	

Table IV - Statement showing shareholding pattern of the Non Promoter-Non Public shareholder

Category and Name of the Shareholders	PAN (ii)	No of Shareholders (iii)	No of fully paid up equity shares held (iv)	Partly paid up equity shares held (v)	No of shares underlying Depository Receipts (vi)	Total No of shares held (vii)=(iv)+(v)+(vi)	Shareholding % of calculated as per SCRR,1957 (viii) (As a % of (A+B+C2 (viii))	Number of Voting Rights held in each class of securities (ix)			No of Shares Outstanding convertible securities (including Warrants) (X)	Total Shareholding as a % assuming full conversion of convertible securities(as a percentage of diluted share capital) (XI)	Number of Locked in Shares (xii)		Number of shares pledged or otherwise encumbered (xiii)		Number of equity shares held in demat/aised form (xiv) (Not applicable)
								No of Class X	No of Class Y	Total of Voting Rights			No.	As a % of total Shares held	No.	As a % of total Shares held (Not applicable)	
1) Custodian /DRHolder																	
a) Name of DR Holder if available			NA			NA											
2) Employee Benefit Trust (under SEBI Share based employee Benefit)Regulations,2014.			NA			NA											
Total Non-Promoter-Non Public shareholding (C)=(C1)+(C2)			NA			NA											

For GTN TEXTILES LIMITED

E. K. BALAKRISHNAN
Vice President (Corporate Affairs)
& Company Secretary